

Color the stage!

TAURUS[®] LIGHT



www.youtube.com/tauruslight



www.twitter.com/tauruslighting



www.facebook.com/taurus.prolight



LED outdoor washer 21



GLAMOR moving spot 600




CYCLONE 1000



LED zoom bar 1060 IP



LED four par 600



GLAMOR moving beam 740



LED outdoor blinder 600

Taurus Light Co., Limited
广州特洛斯灯光设备有限公司

Add: Tieshanhe Road, Sandong Avenue, Huadu District, Guangzhou City, China
Wechat/Whatsapp: +86 13431355250 Mobile: +86 13431355250
Email: export@tauruslight.com Website: www.tauruslight.com

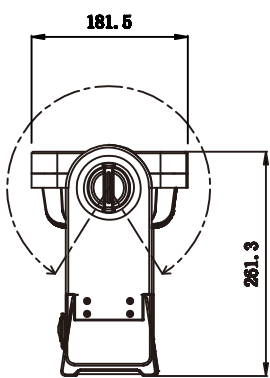
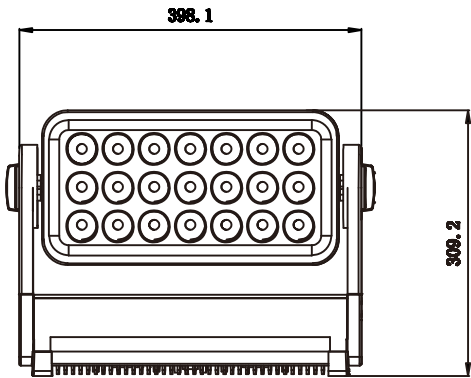
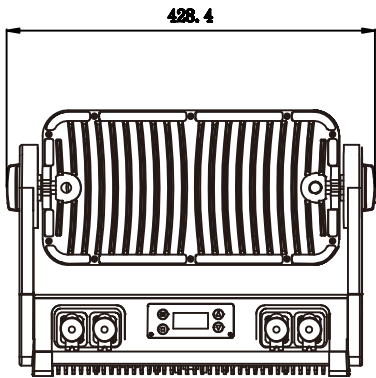
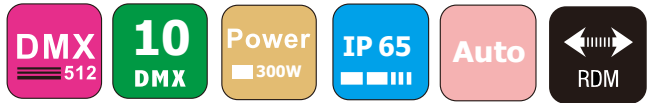
特洛斯灯光

Led outdoor washer 21TM

Ordercode: LOW21

Introduction

LOW21 is a new design and compact led outdoor washer light. The highly professional wash light is equipped with twenty-one 15 W RGBL LEDs with a 50,000 hour lifetime (18x15W, or other optional, like 5in1, 6in1 color). The color output is extremely pure, thanks to the small size with Ip65 rated, it's suite for any use for stage lighting.



Color the stage!



SCAN FOR MORE DETAILS

FEATURES AND SPECIFICATIONS

LIGHT SOURCE:	
LED	21x15W RGBL
LIFESPAN	50000 hours

SPECIFICATIONS:	
COLOR MIXING	Red/Green/Blue/Lime
TILT	185 Degree
EFFECT	LED Macro effects
BEAM ANGLE	25 Standard(10,45 degree optional)
DIMMER	0-100% linear dimmer
FROST	With electronic frost
COOLING	Temp controlled, overheating protection
IP RATED	IP 65

CONTROL PROTOCOL	
DMX CHANNELS	4/7/10CH
WORK MODES	DMX,Auto,Master/Slaver
PROGRAMS	Built-in dynamic effect
RDM	Support

ELECTRICAL SPECIFICATION/ CONNECTIONS:	
POWER INPUT	90~240V,50/60Hz
MAX POWER	300W
POWER CONNECTION	True1 in/out
DMX CONNECTION	IP 3pin XLR in/out

AVAILABLE COLORS:	
HOUSING MATERIAL	Aluminum
BODY COLOR	Black or White

PHYSICAL SIZE:	
PRODUCT SIZE	428x181x309mm
CARTON SIZE	450x350x400mm
NET WEIGHT	6.7KG
GROSS WEIGHT	7.5KG

ACCESSORIES:	
TRUE1 POWER CORD	1pcs
IP DMX CABLE	1pcs
BANRDOOR	Optional
FILTER	Optional



Also with battery version or battery&wireless version



Electronic Frost optional



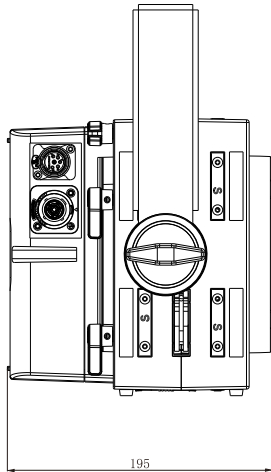
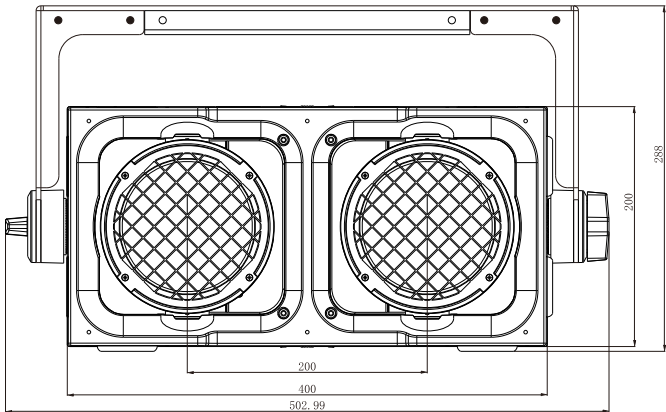

Barndoor optional

LED OUTDOOR BLINDER 600[™]

Ordercode: LOB600

Introduction

LOB600 is 2-lite Audience Blinder, Strobe, Wash IP65 rated for Indoor & Outdoor use Emulated "shift to warm" to mimic incandescent fixtures, Match the output of classic DWE Blinder while consuming 60% less power, Full color mixing + tuneable white with high CRI, Individually controllable Pods for stunning pixel effects, Integrated C-Lok system for toolfree and Pre-Link Magnets for easy alligning and "one-handed" operation.



Color the stage!



FEATURES AND SPECIFICATIONS

LIGHT SOURCE:	
LED	2x300W RGBAWW 5in1 LEDs
	WW/CW 2in or other LED optional

SPECIFICATIONS:	
BEAM DEGREE	97 DEGREE
COLOR TEMP	1800~10000K
INSTALL	With lock system
DISPLAY	OLED touch screen
DIMMER	0-100% linear dimmer
STROBE	Electronic, 1~25Hz
COOLING	Temp controlled, overheating protection
IP RATED	IP 65

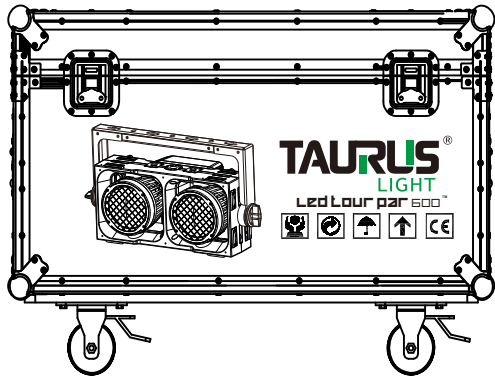
CONTROL PROTOCOL	
DMX CHANNELS	2/4/9/6/10/14/22/24/33/28/41CH
WORK MODES	DMX,Auto,Master/Slaver
PROGRAMS	Built-in dynamic effect
RDM	Support

ELECTRICAL SPECIFICATION/ CONNECTIONS:	
POWER INPUT	90~240V,50/60Hz
MAX POWER	600W
POWER CONNECTION	True1 in/out
DMX CONNECTION	3pin XLR in/out

AVAILABLE COLORS:	
HOUSING MATERIAL	Aluminum
BODY COLOR	Black or White

PHYSICAL SIZE:	
PRODUCT SIZE	502x288x195mm
CARTON SIZE	550x350x250cm
NET WEIGHT	9KG
GROSS WEIGHT	10KG

ACCESSORIES:	
POWER CORD	1pcs
DMX CABLE	1pcs
OMEGA	2pcs
CLAMPS AND SAFETY CHAIN	optional



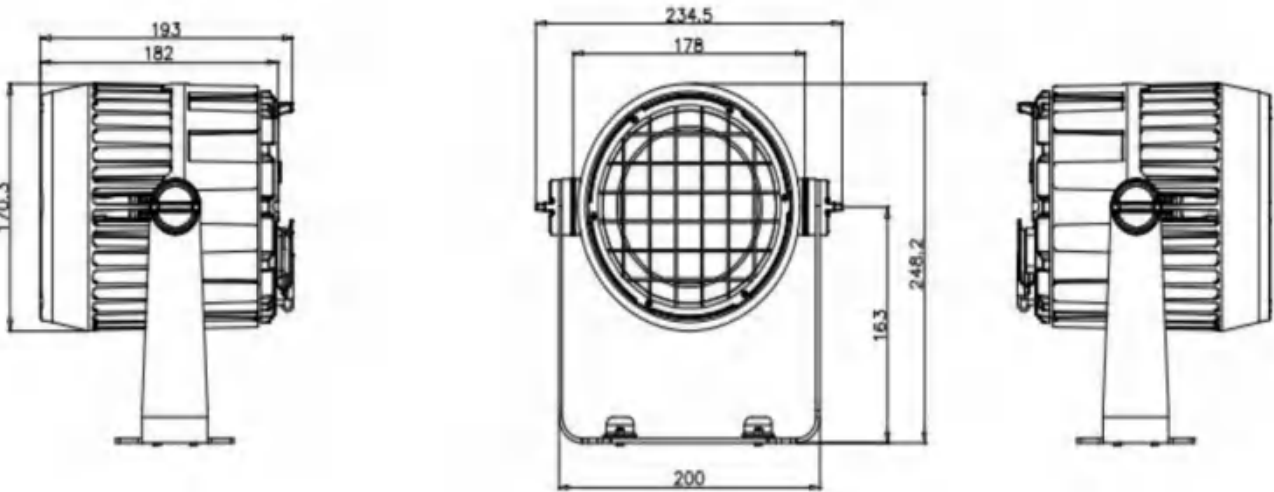


Led tour par 600TM

Ordercode: LTP600

Introduction

LTP600 is a creative new led effect light. A modern replacement for the classic blinder, based on the COB 600W RGBALC LED. Thanks to the LED technology used, this fixture has a very long service life, which can be a big problem in the case of classic incandescent blinders. LTP600 also has an LED ring that can be used to create an eye-candy effect. All the features listed above closed in light IP65 housing. With versatile structure, it can combine as 2 eyes, 4 eyes or any more with the combine accessories.



FEATURES AND SPECIFICATIONS

LIGHT SOURCE:	
LED	6x100W RGBALC 6in1 LEDs
	32X0.5W RGB LED

SPECIFICATIONS:	
BEAM DEGREE	55 DEGREE
COLOR TEMP	1800~8500K
INSTALL	Can combine different size
DISPLAY	OLED touch screen
DIMMER	0-100% linear dimmer
STROBE	Electronic, 1~25Hz
COOLING	Temp controlled, overheating protection
IP RATED	IP 65

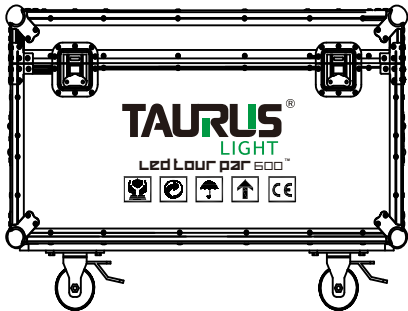
CONTROL PROTOCOL	
DMX CHANNELS	1/4/13/21/29CH
WORK MODES	DMX,Auto,Master/Slaver
PROGRAMS	Built-in dynamic effect
RDM	Support

ELECTRICAL SPECIFICATION/ CONNECTIONS:	
POWER INPUT	90~240V,50/60Hz
MAX POWER	400W
POWER CONNECTION	True1 in/out
DMX CONNECTION	3pin XLR in/out

AVAILABLE COLORS:	
HOUSING MATERIAL	Aluminum
BODY COLOR	Black or White

PHYSICAL SIZE:	
PRODUCT SIZE	235x249x193mm
CARTON SIZE	220x220x330cm
NET WEIGHT	3.4KG
GROSS WEIGHT	4.5KG

ACCESSORIES:	
POWER CORD	1pcs
DMX CABLE	1pcs
OMEGA	2pcs
CLAMPS AND SAFETY CHAIN	optional

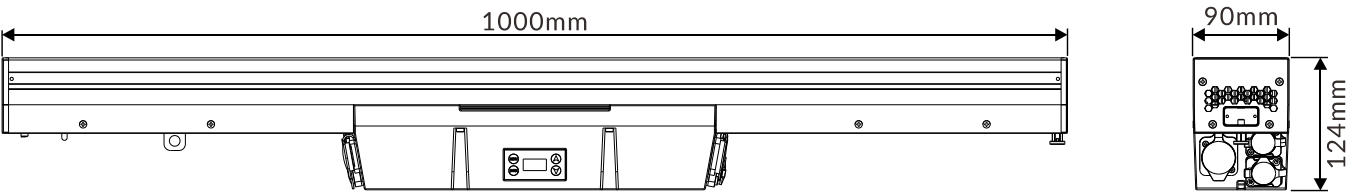




CYCLONE 1000TM

Ordercode: C1000

Introduction

C1000 is powered with 672 RGB LEDs and 112 cool white LEDs with the RGB LEDs divided into 32 sections and the white LEDs into 16 sections. The unit is equipped with Smart Glass Technology for unprecedented, frosted looks. The white LEDs deliver bright strobe effects and are integrated in such a way to complement the color LED sections. Its small size and weight, IP66 rating for applications indoors as well as outdoors, and uniform colors and effects make this fixture extremely versatile for any application.



ADD WhatsApp

Color the stage!



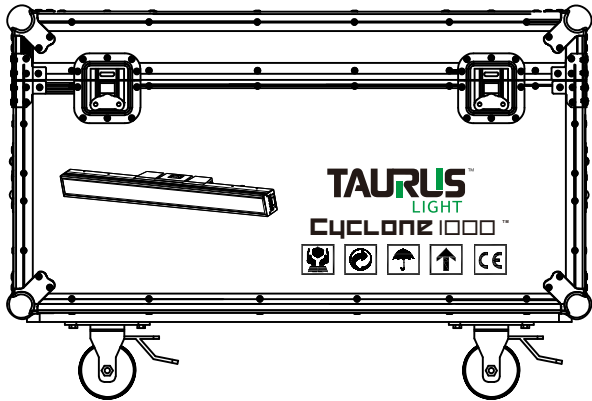
FEATURES AND SPECIFICATIONS

LIGHT SOURCE:	
LED	672 x 0.5W RGB LED
	112 x 3W CW LED
SPECIFICATIONS:	
STROBE SEGMENTS	48
COLOR MIXING	RGB+CW
EFFECTS	LED Macro effects
BEAM ANGLE	120 °
DIMMER	0-100% linear dimmer
STROBE	Electronic, max.20Hz
COOLING	Temp controlled, overheating protection
IP RATED	IP 65

CONTROL PROTOCOL	
DMX CHANNELS	7/15/21/39/112/17/33/65/68/117/70CH
WORK MODES	DMX,Auto,Master/Slaver
PROGRAMS	Built-in dynamic effect
ARTNET&RDM	NONE

ELECTRICAL SPECIFICATION/ CONNECTIONS:	
POWER INPUT	90~240V,50/60Hz
MAX POWER	450W
POWER CONNECTION	True1 in/out
DMX CONNECTION	IP 3pin XLR in/out

AVAILABLE COLORS:	
HOUSING MATERIAL	Aluminum
BODY COLOR	Black or White
PHYSICAL SIZE:	
PRODUCT SIZE	1000x124x90mm
CARTON SIZE	1085x195x320mm
NET WEIGHT	8.5KG
GROSS WEIGHT	9.5KG
ACCESSORIES:	
TRUE1 POWER CORD	1pcs
IP DMX CABLE	1pcs
OMEGA	2pcs
CLAMPS AND SAFETY CHAIN	optional

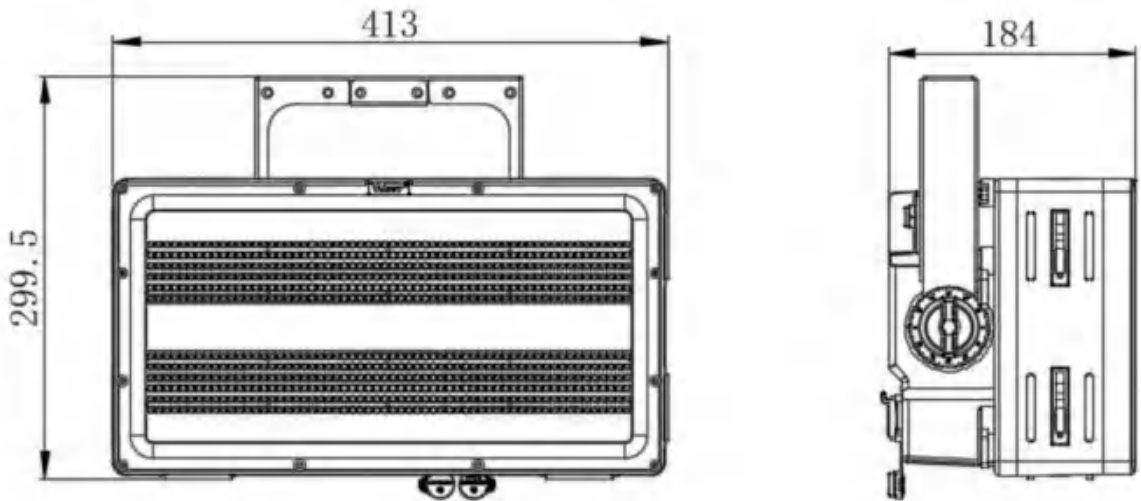


CYCLONE 1500TM

Ordercode: C1500

Introduction

C1500 is a new strobe light, features a large number of build-in patterns and giving users a fast and simple way of creating stunning effects whenever a media server is not available, or the installation requires a speedy solution. C1500 also offers a wide range of magnetic, easy-to-apply accessory filters. The two elliptical filters shape the light beam either vertical or horizontal with a frost effect, giving user even more effect possibilities. Its provides an IP65 protection, which guarantees its ideal use in outdoor applications.



All information is subject to change without prior notice © 2024.11.10

Color the stage!




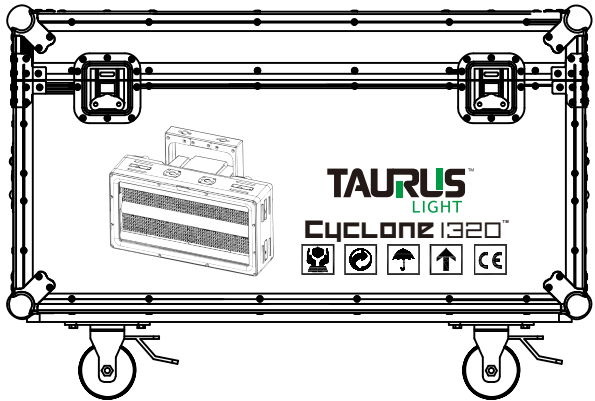
FEATURES AND SPECIFICATIONS

LIGHT SOURCE:	
LED	720x1.5W 5050 RGB LEDs
	560x4W 3535 WW/CW 2in1 LED
SPECIFICATIONS:	
STROBE SEGMENTS	50
COLOR MIXING	RGBW
EFFECTS	LED Macro effects
BEAM ANGLE	120 °
DIMMER	0-100% linear dimmer
STROBE	Electronic, max.20Hz
COOLING	Temp controlled, overheating protection
IP RATED	IP 65

CONTROL PROTOCOL	
DMX CHANNELS	7/10/13/16/24/26/33/50/122CH
WORK MODES	DMX,Auto,Master/Slaver
PROGRAMS	Built-in dynamic effect
ARTNET&RDM	Optional

ELECTRICAL SPECIFICATION/ CONNECTIONS:	
POWER INPUT	90~240V,50/60Hz
MAX POWER	1000W
POWER CONNECTION	True1 in/out
DMX CONNECTION	IP 3pin XLR in/out

AVAILABLE COLORS:	
HOUSING MATERIAL	Aluminum
BODY COLOR	Black or White
PHYSICAL SIZE:	
PRODUCT SIZE	413x184x300mm
CARTON SIZE	450x220x350mm
NET WEIGHT	14.5KG
GROSS WEIGHT	15.5KG
ACCESSORIES:	
TRUE1 POWER CORD	1pcs
IP DMX CABLE	1pcs
OMEGA	2pcs
CLAMPS AND SAFETY CHAIN	optional



Led zoom bar 1060 IPTM

Ordercode: LZB1060 IP

Introduction

LZB1060 IP is a high-power performance fixture equipped with 10x 60 RGBW LEDs, each LED pixel control, and also with two strip LED effect with 96x RGB 3in1 LEDs, packed tightly to give a full linear light from a 1 meter bar. Its quality optical design offers excellent color mixing and smooth output. With zoom from 4-60°, it ranges from a very narrow-angle light curtain effect to a wide-angle wash bar. The unique fast-lock system and turnable clamp enables rapid setup in any trussing. It suitable for big events, night club, stage performances, etc.



DMX 512

170 DMX

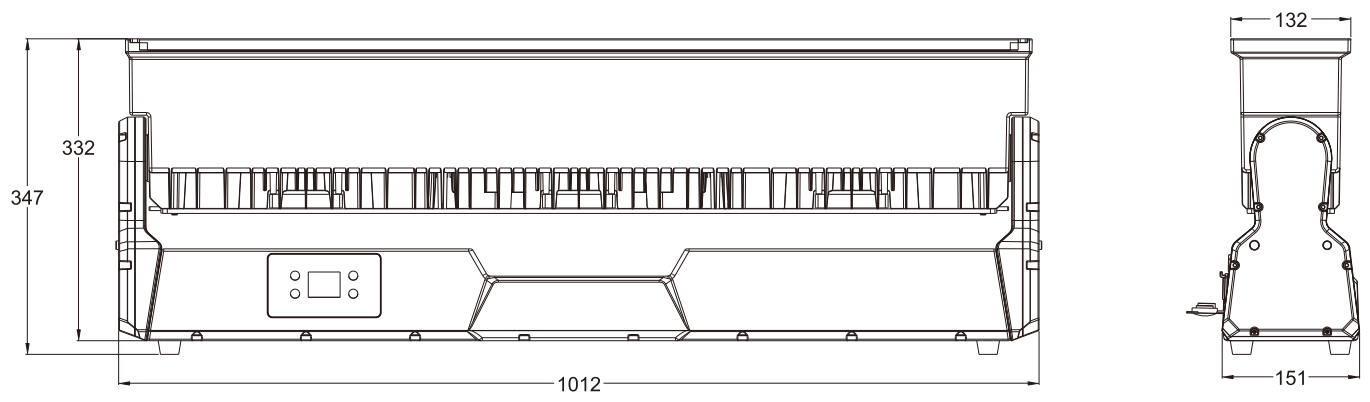
RGBW

Power 720W

IP 65


Auto

CE



All information is subject to change without prior notice © 2024.11.20

Color the stage!



FEATURES AND SPECIFICATIONS

LIGHT SOURCE:	
LED	10x60W RGBW 4in1 LED
	96x1W RGB 3in1 LED

SPECIFICATIONS:	
ZOOM DEGREE	4-60°
PIXEL CONTROL	Pixel
EFFECTS	LED Macro effects
TILT MOVEMENT	270°
DIMMER	0-100% linear dimmer
STROBE	Electronic, max.20Hz
COOLING	Temp controlled, overheating protection
IP RATED	IP 66

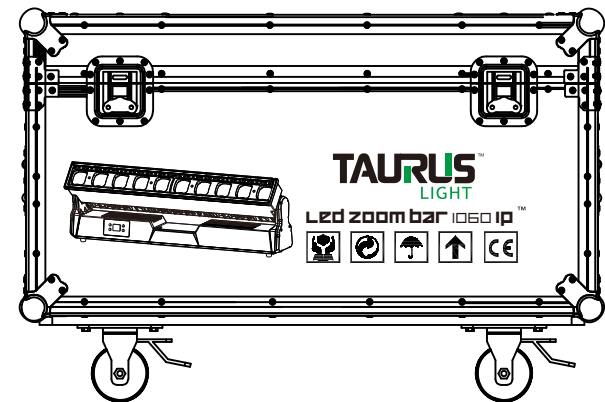
CONTROL PROTOCOL	
DMX CHANNELS	17/27/99/108/168/170CH
WORK MODES	DMX,Auto,Master/Slaver
PROGRAMS	Built-in dynamic effect
ARTNET&RDM	Support

ELECTRICAL SPECIFICATION/ CONNECTIONS:	
POWER INPUT	90~240V,50/60Hz
MAX POWER	720W
POWER CONNECTION	Ip65 in/out
DMX CONNECTION	IP 3pin XLR in/out

AVAILABLE COLORS:	
HOUSING MATERIAL	Aluminum
BODY COLOR	Black or White

PHYSICAL SIZE:	
PRODUCT SIZE	100x11.5x29cm
CARTON SIZE	110x20x35cm
NET WEIGHT	19.2KG
GROSS WEIGHT	21.5KG

ACCESSORIES:	
IP POWER CORD	1pcs
IP DMX CABLE	1pcs
OMEGA	2pcs
CLAMPS AND SAFETY CHAIN	optional

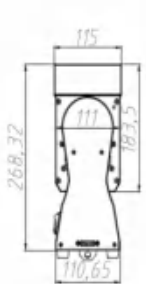
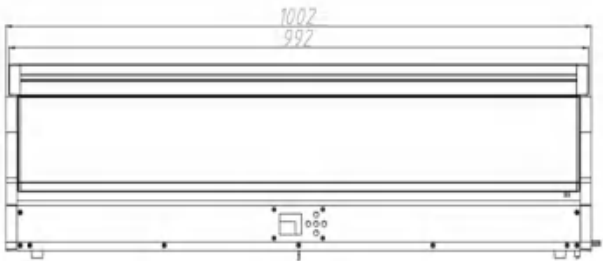


Led zoom bar 1060TM

Ordercode: LZB1060

Introduction

LZB1260 is a high-power performance fixture equipped with 12x 60 RGBW LEDs, each LED pixel control, and also with two strip LED effect with 96x RGB 3in1 LEDs, packed tightly to give a full linear light from a 1 meter bar. Its quality optical design offers excellent color mixing and smooth output across the two independent zoom zones. With a 1:11 zoom ratio from 4-60°, it ranges from a very narrow-angle light curtain effect to a wide-angle wash bar. The unique fast-lock system and turnable clamp enables rapid setup in any trussing. It suitable for big events, night club, stage performances, etc.



Color the stage!



SCAN FOR MORE DETAILS

FEATURES AND SPECIFICATIONS

LIGHT SOURCE:	
LEDs:	10x60W RGBW 4in1 LED
	96x1W RGB 3in1 LED

SPECIFICATIONS:	
LED SEGMENTS	Pixel Control
ZOOM DEGREE	4~60°
EFFECTS	LED Macro effects
TILT MOVEMENT	270 °
DIMMER	0-100% linear dimmer
STROBE	Electronic, max.20Hz
COOLING	Temp controlled, overheating protection
IP RATED	IP 20


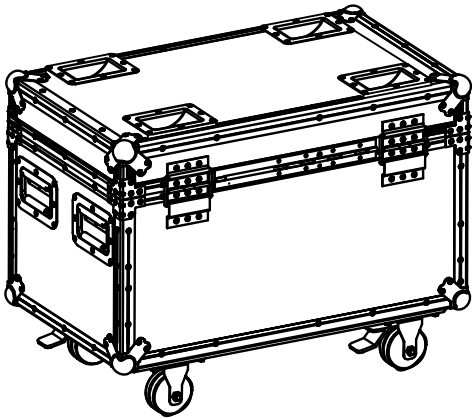
CONTROL PROTOCOL	
DMX CHANNELS	17/27/99/108/168CH
WORK MODES	DMX,Auto,Master/Slaver
PROGRAMS	Built-in dynamic effect
ARTNET&RDM	Support

ELECTRICAL SPECIFICATION/ CONNECTIONS:	
POWER INPUT	90~240V,50/60Hz
MAX POWER	850W
POWER CONNECTION	Powercon in/out
DMX CONNECTION	3pin XLR in/out

AVAILABLE COLORS:	
HOUSING MATERIAL	Aluminum
BODY COLOR	Black or White

PHYSICAL SIZE:	
PRODUCT SIZE	100x11.5x29cm
CARTON SIZE	110x20x35cm
NET WEIGHT	19.2KG
GROSS WEIGHT	21.5KG

ACCESSORIES:	
POWER CORD	1pcs
DMX CABLE	1pcs
OMEGA	2pcs
CLAMPS AND SAFETY CHAIN	optional

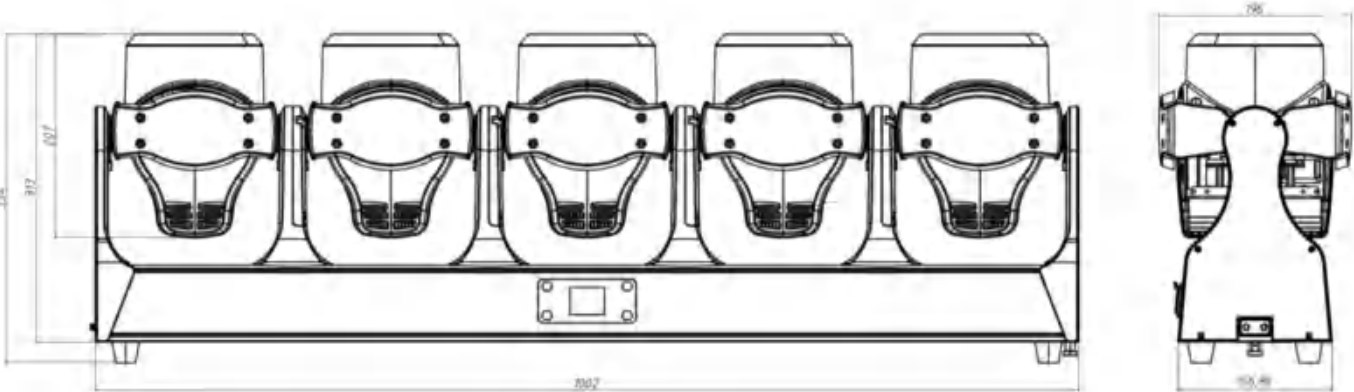



LED MOVING WAVE 120™

Ordercode: LMW120

Introduction

LMW120 is innovative design and appearance designed to elevate your visual experiences to new heights. Boasting a powerful 5 x 120W LED as its main light source, complemented by a ring of 120 x 0.5W RGB LEDs encircling the fixture, it promises an unparalleled fusion of brilliance and versatility. The fixture is equipped with five individual light heads featuring precise pan and tilt movements. Each head can be controlled separately, offering limitless possibilities for artistic exploration and creation.



Color the stage!



FEATURES AND SPECIFICATIONS

LIGHT SOURCE:	
LED	5x120W RGBL 4in1 LEDs
	120x0.5W RGB LEDs

SPECIFICATIONS:	
DISPLAY	OLED touch display
COLOR MIXING	RGBL
EFFECTS	LED Macro effects
BEAM ANGLE	3~35°
DIMMER	0-100% linear dimmer
STROBE	Electronic, max. 20Hz
MOVEMENT	Pan 59°, Tilt 221°
IP RATED	IP 33


CONTROL PROTOCOL	
DMX CHANNELS	41/71CH
WORK MODES	DMX, Auto, Master/Slaver
PROGRAMS	Built-in dynamic effect
RDM	Support

ELECTRICAL SPECIFICATION/ CONNECTIONS:	
POWER INPUT	90~240V, 50/60Hz
MAX POWER	900W
POWER CONNECTION	Powercon in/out
DMX CONNECTION	3pin XLR in/out

AVAILABLE COLORS:	
HOUSING MATERIAL	Aluminum
BODY COLOR	Black or White

PHYSICAL SIZE:	
PRODUCT SIZE	1002x196x334mm
CARTON SIZE	1000x250x400mm
NET WEIGHT	26.6KG
GROSS WEIGHT	28KG

ACCESSORIES:	
POWER CORD	1pcs
DMX CABLE	1pcs
OMEGA	2pcs
BANRDOOR AND FILTER	optional



LED PIXEL CURVE 1260[™]

Ordercode: LPC1260

Introduction

LED Pixel Curve 12 is a fully pixel-mappable motorized RGBW LED batten with individual control of zoom, tilt and color across twelve independent heads. Basic and advanced operating modes and an extensive library of pre-built effects that includes virtual gobos, movement macros, and foreground/background color control make creating complex and volumetric looks easy. Seamless edge-to-edge mounting maintains pixel pitch between fixtures helping to make runway effects consistent



DMX 512

179 DMX

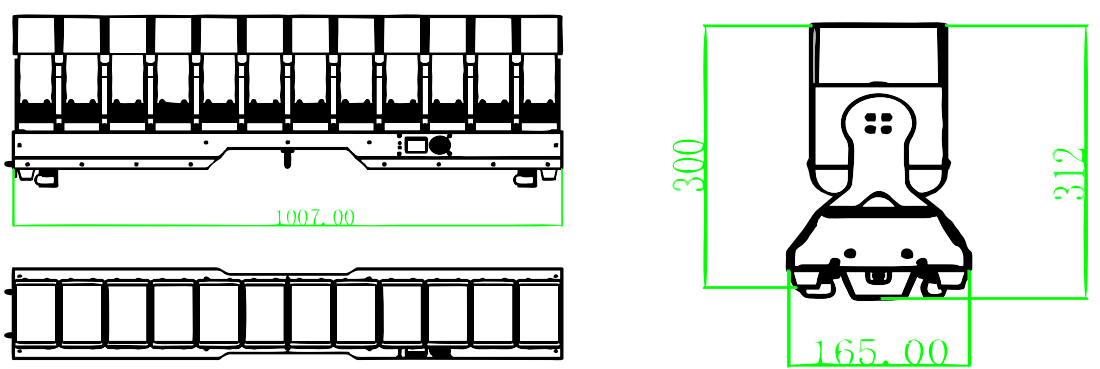
RGBW

Power 800W

IP 20

Auto

CE



All information is subject to change without prior notice © 2024.2.25



ADD WhatsApp

Color the stage!



SCAN FOR MORE DETAILS

FEATURES AND SPECIFICATIONS

LIGHT SOURCE:	
LEDs:	12x60W RGBW 4in1 LED
LIFESPAN	50000Hours

SPECIFICATIONS:	
LED SEGMENTS	Pixel Control
ZOOM DEGREE	6~40°
EFFECTS	LED Macro effects
TILT MOVEMENT	200 °
DIMMER	0-100% linear dimmer
STROBE	Electronic, max.20Hz
COOLING	Temp controlled, overheating protection
IP RATED	IP 20

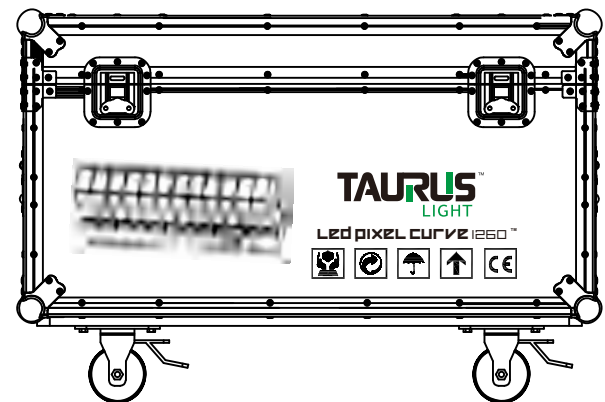
CONTROL PROTOCOL	
DMX CHANNELS	20/53/101/155/169A/169B/179CH
WORK MODES	DMX,Auto,Master/Slaver
PROGRAMS	Built-in dynamic effect
RDM	Support

ELECTRICAL SPECIFICATION/ CONNECTIONS:	
POWER INPUT	90~240V,50/60Hz
MAX POWER	800W
POWER CONNECTION	Powercon in/out
DMX CONNECTION	3pin XLR in/out

AVAILABLE COLORS:	
HOUSING MATERIAL	Aluminum
BODY COLOR	Black or White

PHYSICAL SIZE:	
PRODUCT SIZE	1007x165x312mm
CARTON SIZE	110x20x35cm
NET WEIGHT	25.9KG
GROSS WEIGHT	27.5KG

ACCESSORIES:	
POWER CORD	1pcs
DMX CABLE	1pcs
OMEGA	2pcs
CLAMPS AND SAFETY CHAIN	optional

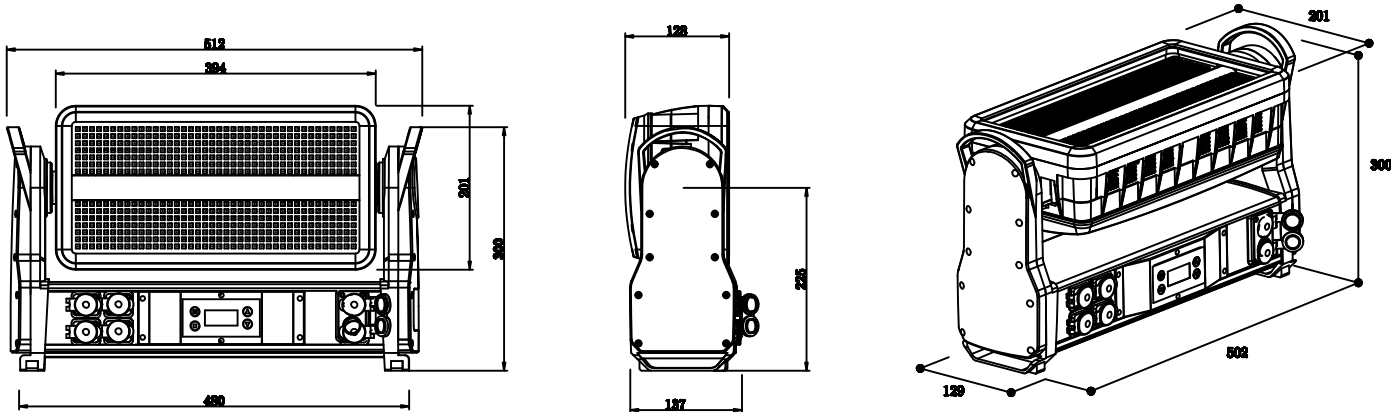


LED move strobe 1000 proTM

Ordercode: LMS1000 PRO

Introduction

LMS1000 is truly versatile and powerful strobe light with Ip65 design. It use 5050 SMD RGB 3in1 LEDs which can be divided into 12 sections. and the middle tube use 5W white 6500K Leds which divided into 12 setion with incredible brightness. It also features fabulous tilt movement with 185 degree. There is no limited for your stage creative.



Color the stage!



SCAN FOR MORE DETAILS

FEATURES AND SPECIFICATIONS

LIGHT SOURCE:	
LEDs:	5050 0.5W RGB + 3535 5W 6500K LED
LIFESPAN	50000 hours
SPECIFICATIONS:	
STROBE PANEL SEGMENTS	12(2x6)
STROBE TUBE SEGMENTS	12
EFFECTS	LED Macro effects
TILT MOVEMENT	185 °
DIMMER	0-100% linear dimmer
STROBE	Electronic, max.20Hz
COOLING	Temp controlled, overheating protection
IP RATED	IP 65


CONTROL PROTOCOL	
DMX CHANNELS	14/23/68CH
WORK MODES	DMX,Auto,Master/Slaver
PROGRAMS	Built-in dynamic effect
ARTNET&RDM	Support

ELECTRICAL SPECIFICATION/ CONNECTIONS:	
POWER INPUT	90~240V,50/60Hz
MAX POWER	1000W
POWER CONNECTION	True1 in/out
DMX CONNECTION	IP 3pin XLR in/out

AVAILABLE COLORS:	
HOUSING MATERIAL	Aluminum
BODY COLOR	Black or White
PHYSICAL SIZE:	
PRODUCT SIZE	502x201x283mm
CARTON SIZE	550x250x300mm
NET WEIGHT	12.5KG
GROSS WEIGHT	13.5KG
ACCESSORIES:	
TRUE1 POWER CORD	1pcs
IP DMX CABLE	1pcs
OMEGA	2pcs
CLAMPS AND SAFETY CHAIN	optional



Optional version Color Strike, two led tube in the middle.



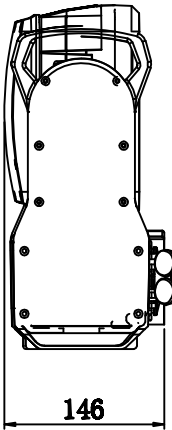
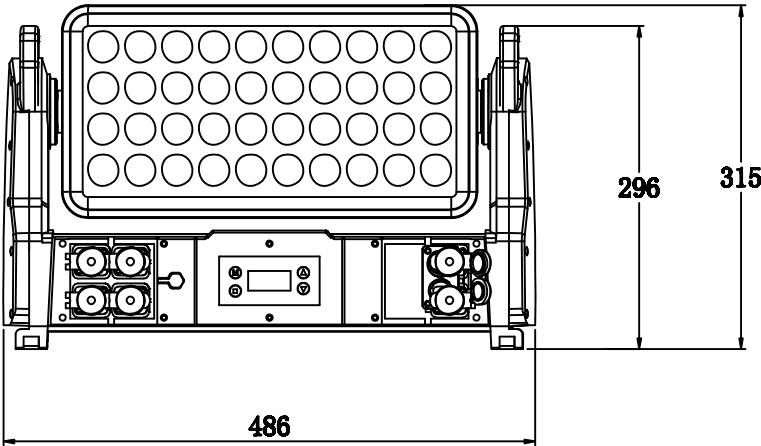
LED move washer 40TM

Ordercode: LMW40



Introduction

LMW40 use 40pcs RGBW 4in1 high output LEDs,It carries the functionalities of a wash light, a strobe light a flood light and a blinder with a non-fading continuous output, making it the perfect multi-purpose LED fixture. With Ip65 waterproof design it great products to suit any places use. And other excellent features is the Tilt has 185 degree movement.



Color the stage!



SCAN FOR MORE DETAILS

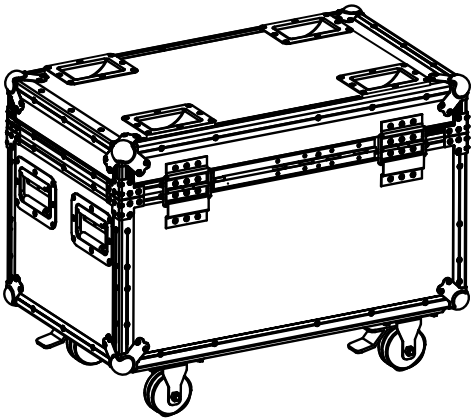
FEATURES AND SPECIFICATIONS

LIGHT SOURCE:	
LEDs:	40x20W RGBW 4in1
LIFESPAN	50000 hours
SPECIFICATIONS:	
PANEL SEGMENTS	10(2x5)
STROBE TUBE SEGMENTS	8
EFFECTS	LED Macro effects
TILT MOVEMENT	185 °
DIMMER	0-100% linear dimmer
STROBE	Electronic, max.20Hz
COOLING	Temp controlled, overheating protection
IP RATED	IP 65

CONTROL PROTOCOL	
DMX CHANNELS	5/12/43/49CH
WORK MODES	DMX,Auto,Master/Slaver
PROGRAMS	Built-in dynamic effect
ARTNET&RDM	Support

ELECTRICAL SPECIFICATION/ CONNECTIONS:	
POWER INPUT	90~240V,50/60Hz
MAX POWER	1000W
POWER CONNECTION	True1 in/out
DMX CONNECTION	IP 3pin XLR in/out

AVAILABLE COLORS:	
HOUSING MATERIAL	Aluminum
BODY COLOR	Black or White
PHYSICAL SIZE:	
PRODUCT SIZE	502x201x283mm
CARTON SIZE	550x250x300mm
NET WEIGHT	12.2KG
GROSS WEIGHT	13.8KG
ACCESSORIES:	
TRUE1 POWER CORD	1pcs
IP DMX CABLE	1pcs
OMEGA	2pcs
CLAMPS AND SAFETY CHAIN	optional

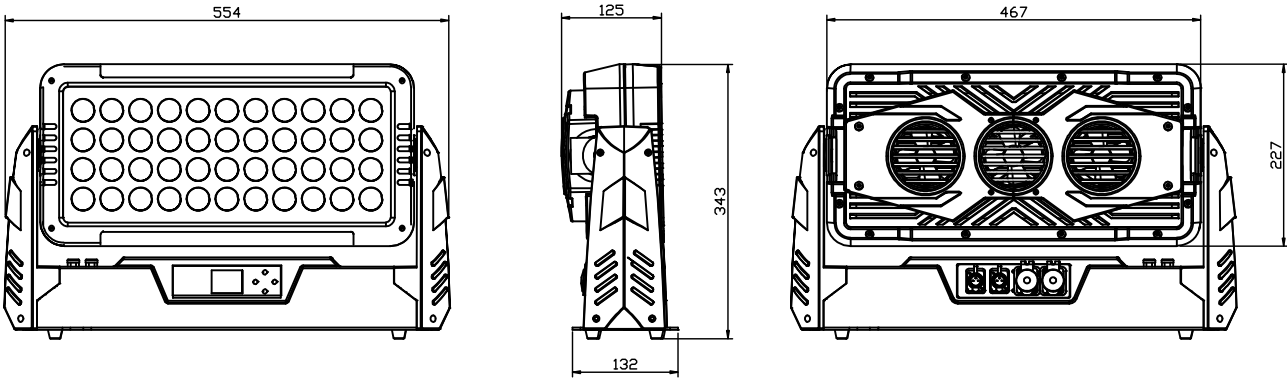


LED outdoor washer 60™

Ordercode: LOW60

Introduction

LOW60 use 60pcs RGBW 4in1 high output LEDs, It carries the functionalities of a wash light, a strobe light, a flood light, and a blinder with a non-fading continuous output, making it the perfect multi-purpose LED fixture. With Ip65 waterproof design it great products to suit any places use.



Color the stage!



FEATURES AND SPECIFICATIONS

LIGHT SOURCE:	
LED	60x10W RGBW 4in1 LED
LIFESPAN	50000 hours

SPECIFICATIONS:	
SEGMENTS	Whole
COLOR MIXING	RGBW
EFFECTS	LED Macro effects
BEAM ANGLE	25 degree (10, 45 optional)
DIMMER	0-100% linear dimmer
STROBE	Electronic, max.20Hz
COOLING	Temp controlled, overheating protection
IP RATED	IP 65

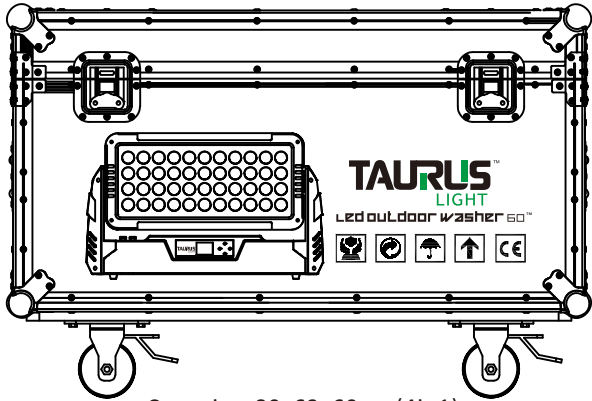
CONTROL PROTOCOL	
DMX CHANNELS	4/6/9CH
WORK MODES	DMX,Auto,Master/Slaver
PROGRAMS	Built-in dynamic effect
ARTNET&RDM	NONE

ELECTRICAL SPECIFICATION/ CONNECTIONS:	
POWER INPUT	90~240V,50/60Hz
MAX POWER	1200W
POWER CONNECTION	True1 in/out
DMX CONNECTION	IP 3pin XLR in/out

AVAILABLE COLORS:	
HOUSING MATERIAL	Aluminum
BODY COLOR	Black or White

PHYSICAL SIZE:	
PRODUCT SIZE	554x343x125mm
CARTON SIZE	600x370x180mm
NET WEIGHT	14.95KG
GROSS WEIGHT	16.5KG

ACCESSORIES:	
TRUE1 POWER CORD	1pcs
IP DMX CABLE	1pcs
BARNDOR	optional
CLAMPS AND SAFETY CHAIN	optional

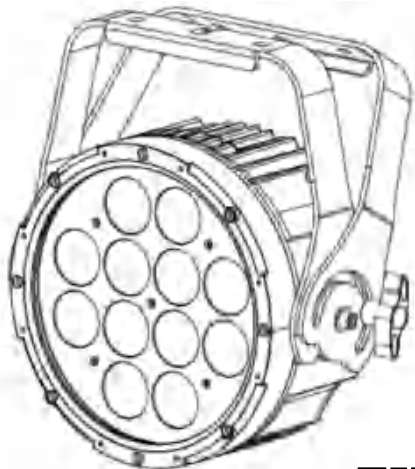
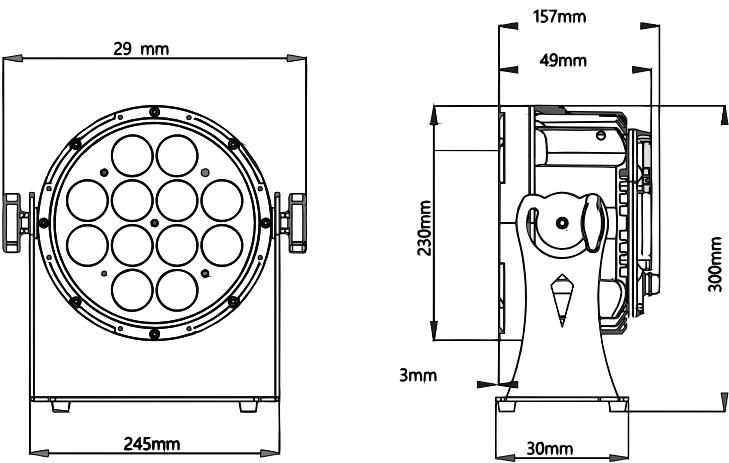




LED TOUR PAR 1220TM

Ordercode: LTP1220

Introduction

With 12 x 20W 6in1 RGBALC LED, the LTP1220 give you unparalleled light output and seamless color mixing, and color temp from 2800K-8500K. With die-cast aluminium IP65, it was perfect for outdoor use. This dynamic effect is a favorite function for lighting designers, and it eliminates the annoying multi-color shadows that commonly appear on objects and surfaces illuminated by single-color RGBALC LED fixtures.



ADD WhatsApp

Color the stage!



FEATURES AND SPECIFICATIONS

LIGHT SOURCE:	
LED	12x20W RGBALC
LIFESPAN	50000 hours

SPECIFICATIONS:	
COLOR MIXING	Red/Green/Blue/Amper/Lime/Cyan
LED SEGMENTS	Whole
EFFECTS	LED Macro effects
BEAM ANGLE	25 Standard(10,45 degree optional)
DIMMER	0-100% linear dimmer
STROBE	Electronic, max.20Hz
COOLING	Temp controlled, overheating protection
IP RATED	IP 65

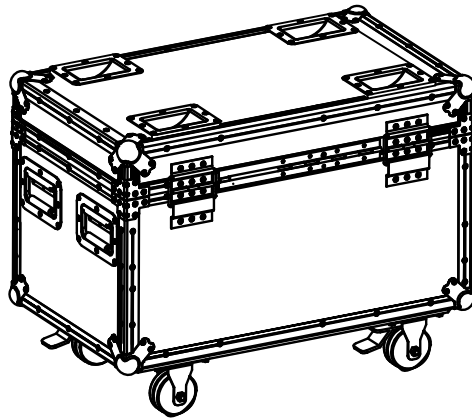
CONTROL PROTOCOL	
DMX CHANNELS	1/6/7/8/14CH
WORK MODES	DMX,Auto,Master/Slaver
PROGRAMS	Built-in dynamic effect
RDM	Support

ELECTRICAL SPECIFICATION/ CONNECTIONS:	
POWER INPUT	90~240V,50/60Hz
MAX POWER	260W
POWER CONNECTION	True1 in/out
DMX CONNECTION	IP 3pin XLR in/out

AVAILABLE COLORS:	
HOUSING MATERIAL	Aluminum
BODY COLOR	Black or White

PHYSICAL SIZE:	
PRODUCT SIZE	230x230x160mm
CARTON SIZE	290x290x360mm
NET WEIGHT	6.5KG
GROSS WEIGHT	7.5KG

ACCESSORIES:	
TRUE1 POWER CORD	1pcs
IP DMX CABLE	1pcs
BANRDOOR	Optional
FILTER	Optional



LTP7



LTP12



LTP18



LTP54

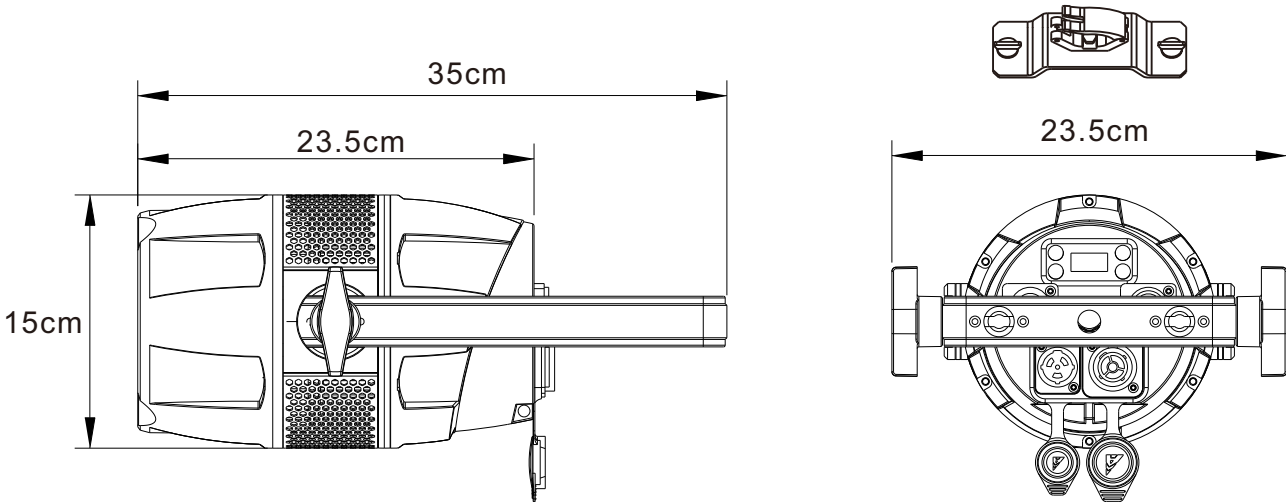
Colors: RGBW, RGBWA, RGBWA+UV, WARM WHITE, COLD WHITE, WW/CW Optional
LEDs: 7pcs, 12pcs, 18pcs, 24pcs, 54pcs LEDs optional

LED Tour par 150TM

Ordercode: LTP150

Introduction

LED Tour Par 150 outstanding color mixing effect, plus high efficiency, low energy consumption, good heat dissipation, ensure the fixture can works under a low noise for a long time. Small size with compact design, equipped with double hangers, makes it suitable for mid-air or floor, provide multiple installation options to lighting designer. LTP150 adopts the fast-locked mounting, can install & disassemble the fixture more quickly. IP65 protection rating, can be used for conference centers, exhibition halls, outdoor, clubs, parties and other places.



Color the stage!



FEATURES AND SPECIFICATIONS

LIGHT SOURCE:	
LED	1x150W RGBW 4in1 COB LED
LIFESPAN	50000 hours

SPECIFICATIONS:	
COLOR	RGBW(WW,CW, WW/CW, UV optional)
PIXEL CONTROL	Pixel
EFFECTS	LED Macro effects
BEAM ANGLE	60°
DIMMER	0-100% linear dimmer
STROBE	Electronic, max.20Hz
COOLING	Temp controlled, overheating protection
IP RATED	IP 65

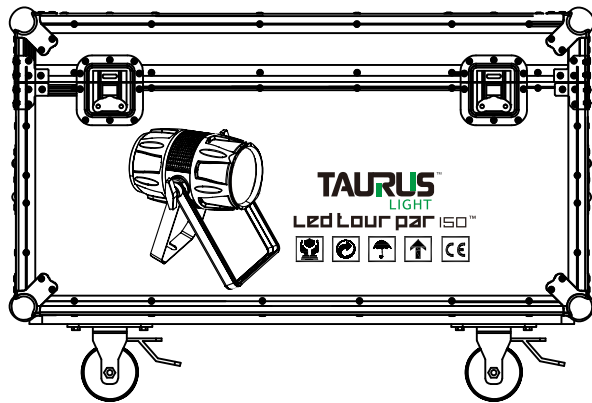
CONTROL PROTOCOL	
DMX CHANNELS	1/2/4/6/8/11CH
WORK MODES	DMX,Auto,Master/Slaver
PROGRAMS	Built-in 46 dynamic effect
RDM	Support

ELECTRICAL SPECIFICATION/ CONNECTIONS:	
POWER INPUT	90~240V,50/60Hz
MAX POWER	150W
POWER CONNECTION	True1 in/out
DMX CONNECTION	IP 3pin XLR in/out

AVAILABLE COLORS:	
HOUSING MATERIAL	Aluminum
BODY COLOR	Black or White

PHYSICAL SIZE:	
PRODUCT SIZE	350x150x235mm
CARTON SIZE	420x420x415mm
NET WEIGHT	3.5KG
GROSS WEIGHT	4.5KG

ACCESSORIES:	
TRUE1 POWER CORD	1pcs
IP DMX CABLE	1pcs
BARNDOR	Optional
CLAMPS AND SAFETY CHAIN	optional



Case size: 116x56x67cm (10in1)

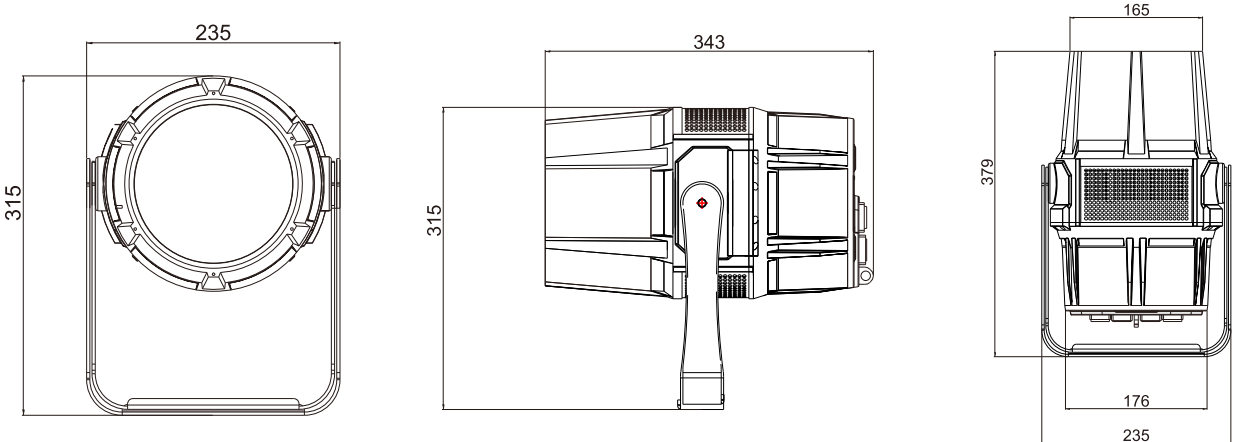


Led zoom par 740TM

Ordercode: LZP740

Introduction

LZP740 use 7pcs 40W RGBW 4in1 high power LEDs, this little fixture makes it one of the brightest available. LZP740 is a static version of the recently introduced is IP66 rated. This fixture has the same optical and electronic features as the 7x40W LED Moving Head: a motorized 4° to 53° zoom, independent control of the central LED for effects, 16-bit dimmer with four different dimming curves, 25 flashes per second electronic strobe. Make it can use any entertaining lighting application.



Color the stage!



FEATURES AND SPECIFICATIONS

LIGHT SOURCE:	
LED	7x40W RGBW
LIFESPAN	50000 hours

SPECIFICATIONS:	
COLOR MIXING	Red/Blue/Gree/White 4in1
ZOOM DEGREE	4~58 degree
EFFECTS	LED Macro effects
BEAM ANGLE	25 Standard(10,45 degree optional)
DIMMER	0-100% linear dimmer
STROBE	Electronic, max.20Hz
COOLING	Temp controlled, overheating protection
IP RATED	IP 65


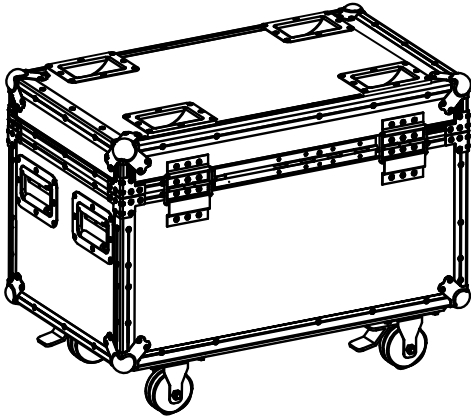
CONTROL PROTOCOL	
DMX CHANNELS	5/7/9CH
WORK MODES	DMX,Auto,Master/Slaver
PROGRAMS	Built-in dynamic effect
RDM	Support

ELECTRICAL SPECIFICATION/ CONNECTIONS:	
POWER INPUT	90~240V,50/60Hz
MAX POWER	300W
POWER CONNECTION	True1 in/out
DMX CONNECTION	IP 3pin XLR in/out

AVAILABLE COLORS:	
HOUSING MATERIAL	Aluminum
BODY COLOR	Black or White

PHYSICAL SIZE:	
PRODUCT SIZE	283x261x152mm
CARTON SIZE	350x350x250mm
NET WEIGHT	7.8KG
GROSS WEIGHT	8.5KG

ACCESSORIES:	
TRUE1 POWER CORD	1pcs
IP DMX CABLE	1pcs
BANRDOOR	Optional
FILTER	Optional

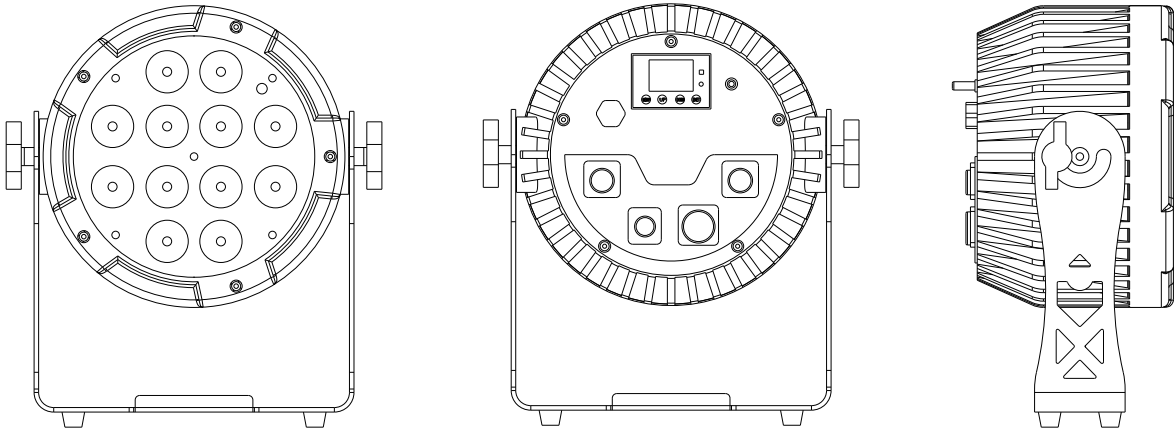


Led battery par 12TM

Ordercode: LBP12

Introduction

LBP12 is an battery powered RGBWA+UV spot with wireless DMX in a sturdy aluminium housing. Due to its built-in battery and Wireless DMX module you do not need any cables. It is equipped with a built-in charger system and the battery will last at least 6 hours when it is fully charged. It's compact easy in transportation and lightweight. It includes automated and sound activated programs, can be daisy –chained in master-slave mode (wired dmx), and can be customized manually, by optional IR-remote controller or (wireless) DMX. A raincover is available for outdoor use.



Color the stage!



FEATURES AND SPECIFICATIONS

LIGHT SOURCE:	
LED	12x12W RGBWA+UV
LIFESPAN	50000 hours

SPECIFICATIONS:	
COLOR MIXING	Red/Green/Blue/White/Amber/UV
LED SEGMENTS	Whole
EFFECTS	LED Macro effects
BEAM ANGLE	25 Standard(10,45 degree optional)
DIMMER	0-100% linear dimmer
STROBE	Electronic, max.20Hz
COOLING	Temp controlled, overheating protection
IP RATED	IP 65

CONTROL PROTOCOL	
DMX CHANNELS	6/8/10CH
WORK MODES	DMX,Auto,Master/Slaver
PROGRAMS	Built-in dynamic effect
RDM	Support

ELECTRICAL SPECIFICATION/ CONNECTIONS:	
POWER INPUT	90~240V,50/60Hz
MAX POWER	150W
POWER CONNECTION	True1 in/out
DMX CONNECTION	IP 3pin XLR in/out

AVAILABLE COLORS:	
HOUSING MATERIAL	Aluminum
BODY COLOR	Black or White

PHYSICAL SIZE:	
PRODUCT SIZE	270x270x330mm
CARTON SIZE	290x290x360mm
NET WEIGHT	6.0KG
GROSS WEIGHT	6.5KG

ACCESSORIES:	
TRUE1 POWER CORD	1pcs
IP DMX CABLE	1pcs
BANRDOOR	Optional
FILTER	Optional



Case size: 80x64x45cm (6in1)

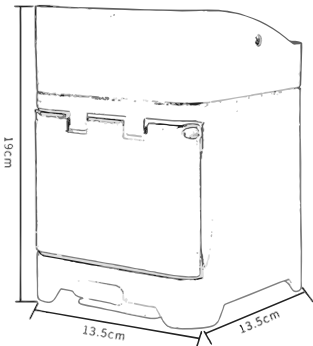


Led battery par 4TM

Ordercode: LBP4

Introduction

LBP4 is an battery powered RGBWA+UV spot with wireless DMX in a sturdy aluminium housing. Due to its built-in battery and Wireless DMX module you do not need any cables. It is equipped with a built-in charger system and the battery will last at least 6 hours when it is fully charged. It's compact easy in transportation and lightweight. It includes automated and sound activated programs, can be daisy –chained in master-slave mode, and can be customized manually, by optional IR-remote controller or (wireless) DMX.



Color the stage!



FEATURES AND SPECIFICATIONS

LIGHT SOURCE:	
LED	4x18W RGBWA+UV
LIFESPAN	50000 hours

SPECIFICATIONS:	
COLOR MIXING	Red/Green/Blue/White/Amber/UV
BATTERY CAPACITY	9600 mAh
EFFECTS	LED Macro effects
BEAM ANGLE	25 Standard(10,45 degree optional)
DIMMER	0-100% linear dimmer
STROBE	Electronic, max.20Hz
COOLING	Temp controlled, overheating protection
IP RATED	IP 65

CONTROL PROTOCOL	
DMX CHANNELS	6/8/10CH
WORK MODES	DMX,Auto,Master/Slaver
PROGRAMS	Built-in dynamic effect
RDM	Support

ELECTRICAL SPECIFICATION/ CONNECTIONS:	
POWER INPUT	90~240V,50/60Hz
MAX POWER	50W
POWER CONNECTION	True1 in/out
DMX CONNECTION	IP 3pin XLR in/out

AVAILABLE COLORS:	
HOUSING MATERIAL	Aluminum
BODY COLOR	Black or White

PHYSICAL SIZE:	
PRODUCT SIZE	135x135x190mm
CARTON SIZE	150x150x250mm
NET WEIGHT	3.5KG
GROSS WEIGHT	4.5KG

ACCESSORIES:	
TRUE1 POWER CORD	1pcs
IP DMX CABLE	1pcs
BANRDOOR	Optional
FLIGHTCASE	Optional

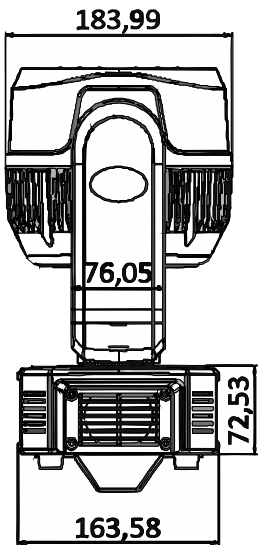
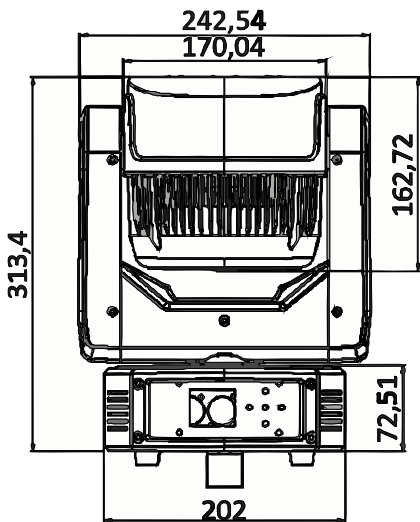


GLAMOR MOVING BEAM 7™

Ordercode: GMB7

Introduction

GMB7 is compact and lightweight new led moving head, equipped with 7x40W RGBW high power led, the movement is fast and the beam effect is good. It's great small and powerful led product for entertainment use.



All information is subject to change without prior notice © 2024.9.20

Color the stage!



FEATURES AND SPECIFICATIONS

LIGHT SOURCE:	
LED	7x40W RGBW 4in1 LED
LIFESPAN	50000 Hours

SPECIFICATIONS:	
ZOOM DEGREE	5~45 DEGREE
COLOR MIXING	RGBW
PAN TILT MOVEMENT	540° 270°
DISPLAY	LED display
DIMMER	0-100% linear dimmer
STROBE	Electronic, max.20Hz
COOLING	Temp controlled, overheating protection
IP RATED	IP 20

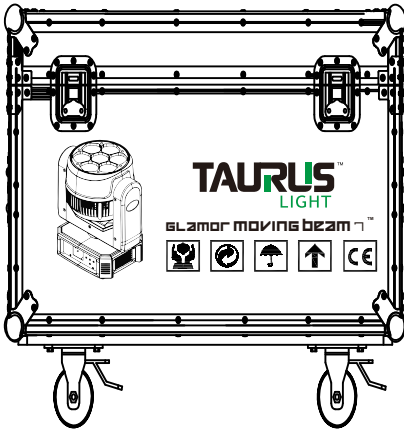
CONTROL PROTOCOL	
DMX CHANNELS	23/35/51CH
WORK MODES	DMX,Auto,Master/Slaver
PROGRAMS	Built-in dynamic effect
RDM	Support

ELECTRICAL SPECIFICATION/ CONNECTIONS:	
POWER INPUT	90~240V,50/60Hz
MAX POWER	300W
POWER CONNECTION	Powercon in/out
DMX CONNECTION	3pin XLR in/out

AVAILABLE COLORS:	
HOUSING MATERIAL	Plastic
BODY COLOR	Black or White

PHYSICAL SIZE:	
PRODUCT SIZE	242x184x313mm
CARTON SIZE	250x200x350mm
NET WEIGHT	5.5KG
GROSS WEIGHT	6.5KG

ACCESSORIES:	
POWER CORD	1pcs
DMX CABLE	1pcs
OMEGA	2pcs
CLAMPS AND SAFETY CHAIN	optional

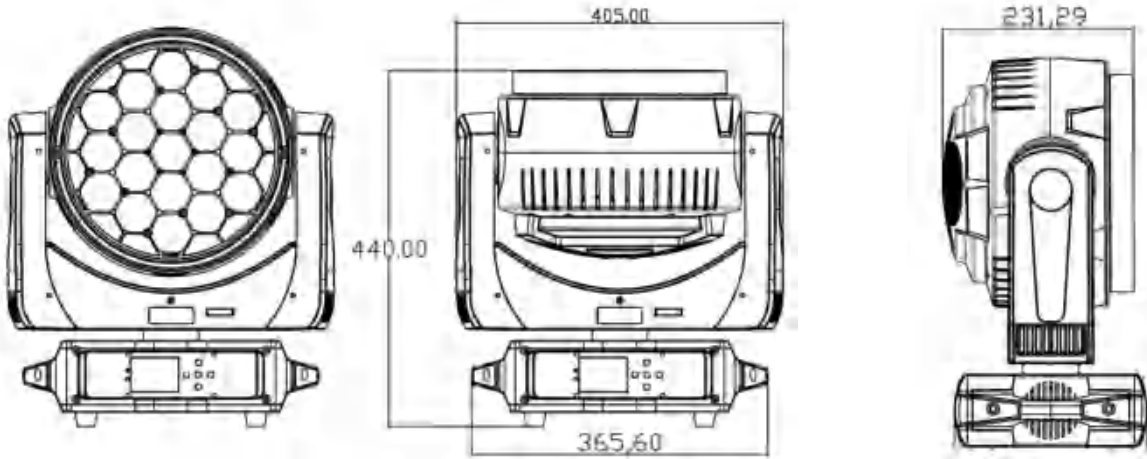


GLAMOR SUPER EYE 19[™]

Ordercode: GSE19

Introduction

GSE19 innovative optical unit enhances the uniformity and efficiency of the light output. The rotating front lens and the possibility to control each single LED individually have made spectacular kaleidoscopic projections and charming eye candy effects possible. These technological innovations make the GSE19 a versatile product: it is a high-performance LED wash light, a perfect beam light, and a spectacular visual effect projector all in one. Also with ring effect, make the light can create marvelous effects.



Color the stage!



FEATURES AND SPECIFICATIONS

LIGHT SOURCE:	
LED	19x40W RGBW 4in1 LED
LIFESPAN	50000 Hours

SPECIFICATIONS:	
ZOOM DEGREE	7~45 DEGREE
COLOR MIXING	RGBW
PAN TILT MOVEMENT	540° 270°
DISPLAY	LED display
DIMMER	0-100% linear dimmer
STROBE	Electronic, max.20Hz
COOLING	Temp controlled, overheating protection
IP RATED	IP 20


CONTROL PROTOCOL	
DMX CHANNELS	21/26/36/43/78/119CH
WORK MODES	DMX,Auto,Master/Slaver
PROGRAMS	Built-in dynamic effect
RDM	Support

ELECTRICAL SPECIFICATION/ CONNECTIONS:	
POWER INPUT	90~240V,50/60Hz
MAX POWER	850W
POWER CONNECTION	Powercon in/out
DMX CONNECTION	3pin XLR in/out

AVAILABLE COLORS:	
HOUSING MATERIAL	Plastic
BODY COLOR	Black or White

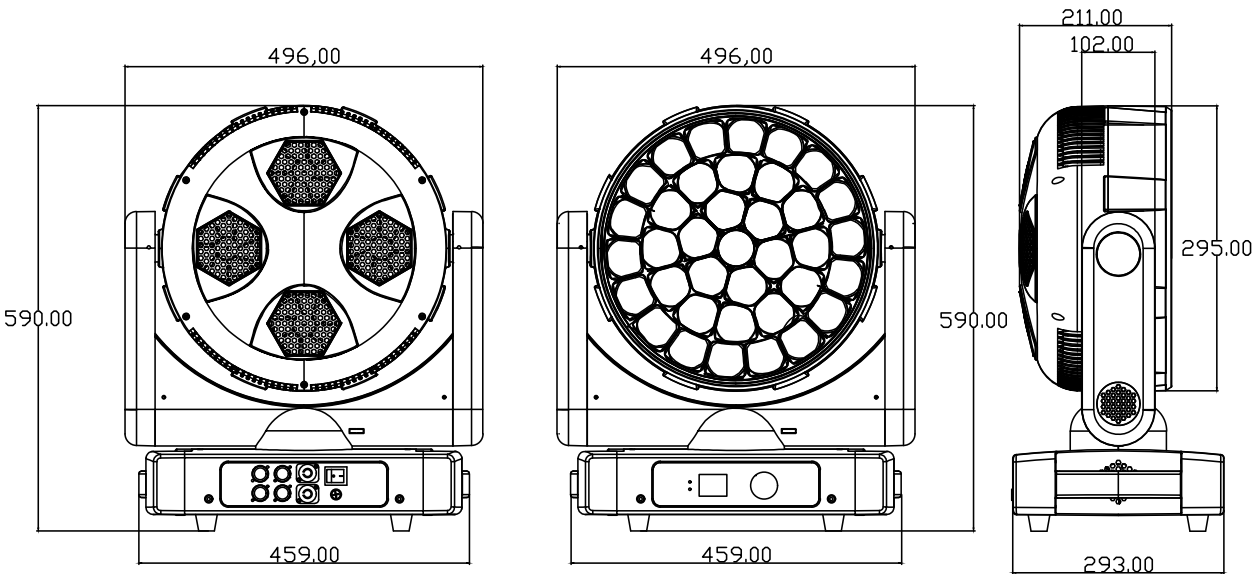
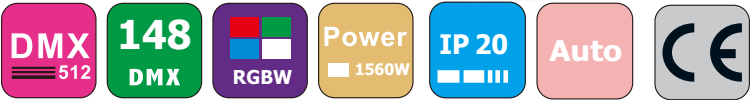
PHYSICAL SIZE:	
PRODUCT SIZE	434x260x577mm
CARTON SIZE	480x380x510mm
NET WEIGHT	15.2KG
GROSS WEIGHT	18.7KG

ACCESSORIES:	
POWER CORD	1pcs
DMX CABLE	1pcs
OMEGA	2pcs
CLAMPS AND SAFETY CHAIN	optional



GLAMOR MOVING EYE 37™

Ordercode: GME37



All information is subject to change without prior notice © 2024.3.20

Color the stage!



FEATURES AND SPECIFICATIONS

LIGHT SOURCE:	
LED	37x40W RGBW 4in1 LED
COLOR TEMP	2500K-10000K

SPECIFICATIONS:	
ZOOM DEGREE	10~30°
COLOR MIXING	RGBW
PAN TILT MOVEMENT	540° 270°
DISPLAY	LED display
DIMMER	0-100% linear dimmer
STROBE	Electronic, max.20Hz
COOLING	Temp controlled, overheating protection
IP RATED	IP 20

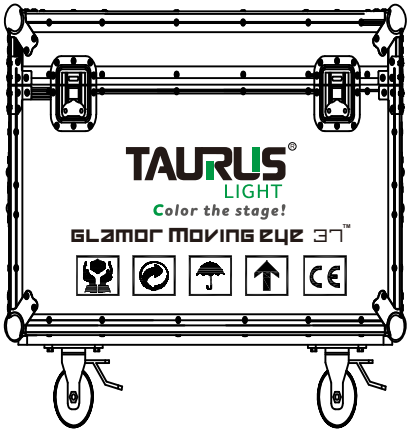
CONTROL PROTOCOL	
DMX CHANNELS	21/22/35/36/111/148CH
WORK MODES	DMX,Auto,Master/Slaver
PROGRAMS	Built-in dynamic effect
RDM	Support

ELECTRICAL SPECIFICATION/ CONNECTIONS:	
POWER INPUT	90~240V,50/60Hz
MAX POWER	1560W
POWER CONNECTION	True1 in/out
DMX CONNECTION	IP 3pin XLR in/out

AVAILABLE COLORS:	
HOUSING MATERIAL	Plastic
BODY COLOR	Black or White

PHYSICAL SIZE:	
PRODUCT SIZE	496x293x590mm
CARTON SIZE	710x610x410mm
NET WEIGHT	24.5KG
GROSS WEIGHT	31KG

ACCESSORIES:	
POWER CORD	1pcs
DMX CABLE	1pcs
OMEGA	2pcs
CLAMPS AND SAFETY CHAIN	optional

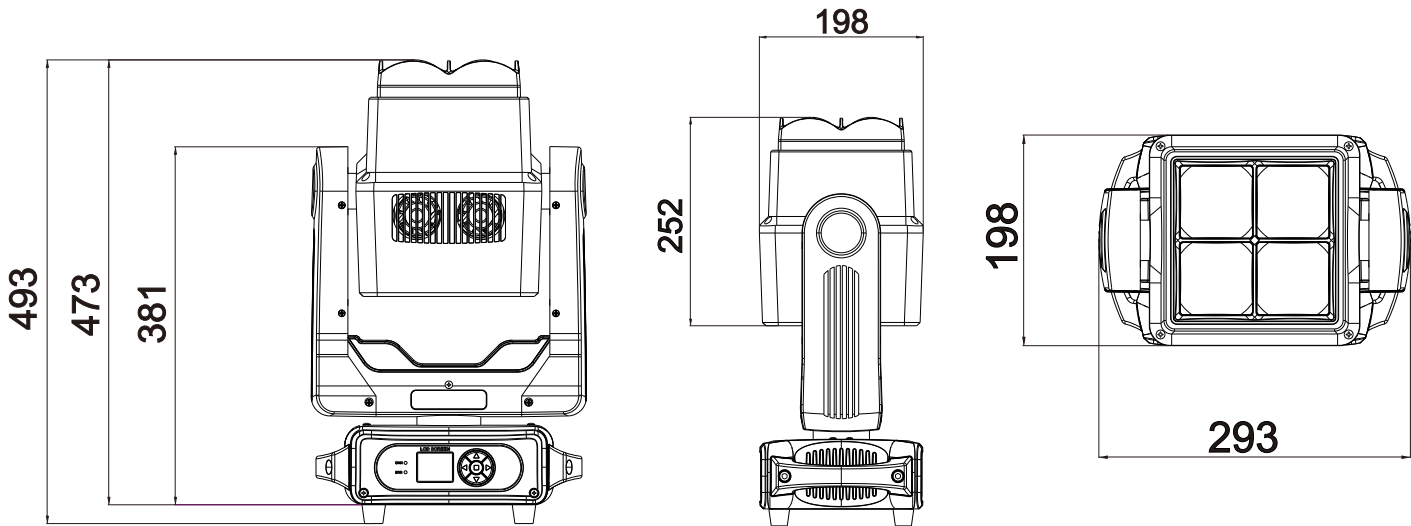



GLAMOR MOVING BEAM 460TM

Ordercode: GMB460

Introduction

GMB460 is a multi-effect moving head fixture in a small form factor that provides you with unlimited effects, washes, complimentary beams, and strobes in white light or saturated, rich colors. It has powerful beams and strobe effects with its dual head design. The front of the luminaire's head has four 60-Watt RGBW LEDs for beams and uniform washes via the fixture's 2.5° to 28° zoom range. The rear of the fixture's head features 9x3535 LEDs, 108 0.3-Watt RGB LEDs, The rear of the head has a 100° field angle in pixel strobe section and a tight 3.5° angle for well-defined, mid-air beams.



All information is subject to change without prior notice © 2024.3.20

Color the stage!




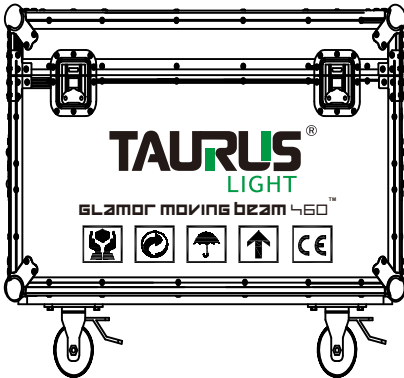
FEATURES AND SPECIFICATIONS

LIGHT SOURCE:	
LED	4x60W RGBW 4in1 LEDs
	9x3535 LEDs+108x0.3W RGB LEDs
SPECIFICATIONS:	
ZOOM DEGREE	2.5~28 DEGREE
COLOR MIXING	RGBW+RGB
PAN TILT MOVEMENT	360° infinitely movement
DISPLAY	LED display
DIMMER	0-100% linear dimmer
STROBE	Electronic, max.20Hz
COOLING	Temp controlled, overheating protection
IP RATED	IP 20

CONTROL PROTOCOL	
DMX CHANNELS	20/34/93CH
WORK MODES	DMX,Auto,Master/Slaver
PROGRAMS	Built-in dynamic effect
RDM	Support

ELECTRICAL SPECIFICATION/ CONNECTIONS:	
POWER INPUT	90~240V,50/60Hz
MAX POWER	400W
POWER CONNECTION	Powercon in/out
DMX CONNECTION	3pin XLR in/out

AVAILABLE COLORS:	
HOUSING MATERIAL	Plastic
BODY COLOR	Black or White
PHYSICAL SIZE:	
PRODUCT SIZE	293x198x493mm
CARTON SIZE	550x320x320mm
NET WEIGHT	10.5KG
GROSS WEIGHT	11.5KG
ACCESSORIES:	
POWER CORD	1pcs
DMX CABLE	1pcs
OMEGA	2pcs
CLAMPS AND SAFETY CHAIN	optional



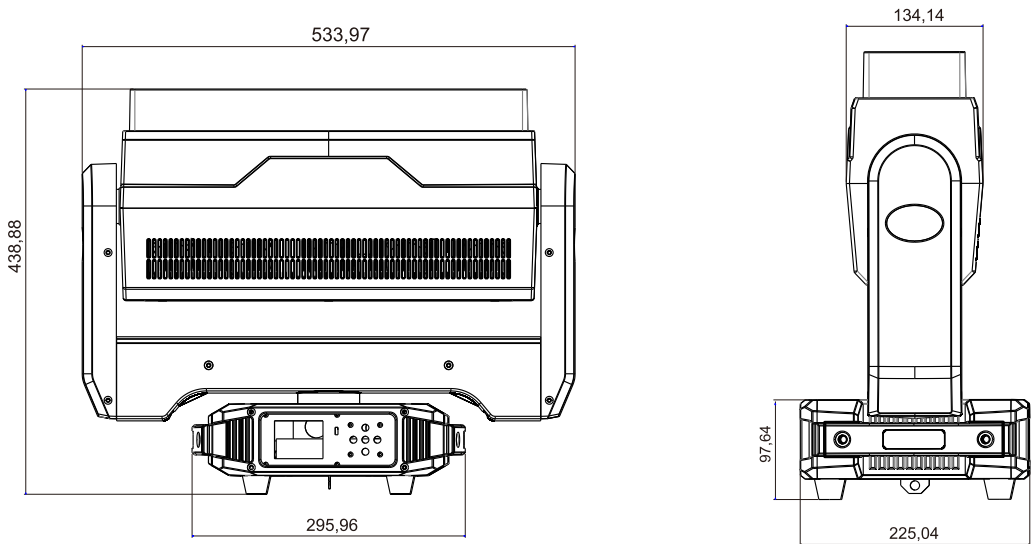
GLAMOR MOVING BLADE 560TM

Ordercode: GMB560



Introduction

GMB560 fixture is a dual-functional, bar and strobe fixture with no limits. Whether your needs are a pan and tilt zoomable color light bar or bright strobe fixture the GMB560 provides both in a compact, form-factor luminaire. The fixture's front five cells are each equipped with a powerful 60-Watt RGBW LED. The rear of the head, the strobe section, has 42 white LEDs plus 84x0.3W RGB LEDs for strobes. The unit's zoom range for the color section goes from a narrow 2.8 o to a wide 46 o for even fields of light and deep, homogeneous colors. The strobe section offers 14 individually controllable zones for unparalleled effects.



All information is subject to change without prior notice 2024.3.20

Color the stage!



FEATURES AND SPECIFICATIONS

LIGHT SOURCE:	
LED	5x60W RGBW 4in1 LEDs
COLOR TEMP	42x3W White + 84x0.3W RGB LEDs

SPECIFICATIONS:	
ZOOM DEGREE	2.8~50 DEGREE
BACK STROBE SECTION	14 Sections
PAN TILT MOVEMENT	XY 360° infinite rotating
DISPLAY	LED display
DIMMER	0-100% linear dimmer
STROBE	Electronic, max.20Hz
COOLING	Temp controlled, overheating protection
IP RATED	IP 20


CONTROL PROTOCOL	
DMX CHANNELS	24/29/105CH
WORK MODES	DMX,Auto,Master/Slaver
PROGRAMS	Built-in dynamic effect
RDM	Support

ELECTRICAL SPECIFICATION/ CONNECTIONS:	
POWER INPUT	90~240V,50/60Hz
MAX POWER	500W
POWER CONNECTION	Powercon in/out
DMX CONNECTION	3pin XLR in/out

AVAILABLE COLORS:	
HOUSING MATERIAL	Plastic
BODY COLOR	Black or White

PHYSICAL SIZE:	
PRODUCT SIZE	506x215x385mm
CARTON SIZE	550x310x420mm
NET WEIGHT	15.5KG
GROSS WEIGHT	16.5KG

ACCESSORIES:	
POWER CORD	1pcs
DMX CABLE	1pcs
OMEGA	2pcs
CLAMPS AND SAFETY CHAIN	optional

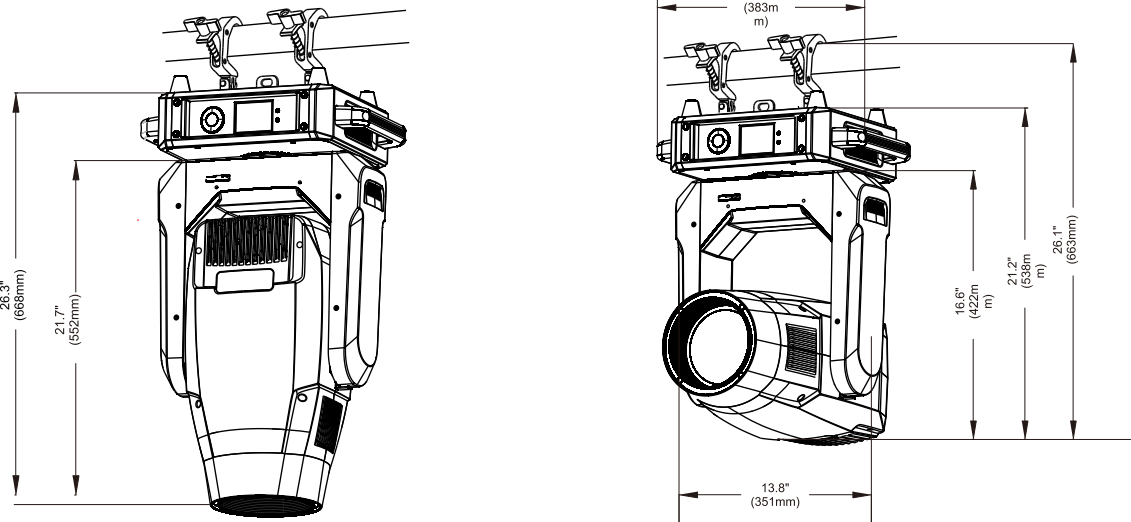


GLAMOR MOVING SPOT 600TM

Ordercode: GMS600

Introduction

GMS600 is BSW 3in1 moving head, linear CMY color mixing system, Provides rich color saturation and clear seamless color transitions. LED adopts energy-saving and environment-friendly 600W monochrome LED light engine, which can produce extremely high light output white light. The 120mm diameter high quality optical lens produces a very uniform spot, RA≥90, and zoom range 3°- 40°.



All information is subject to change without prior notice 2024.7.25

Color the stage!



FEATURES AND SPECIFICATIONS

LIGHT SOURCE:	
LED	600W LED Engine
LUX	5m 168000LX

SPECIFICATIONS:	
ZOOM DEGREE	3~40 Degree
COLOR	CMY + CTO
PAN TILT MOVEMENT	540° 270°
COLOR WHEEL	8 Fixed Colors
FIXED GOBO	12 Fixed Gobo
ROTATION GOBO	7 Rotation Gobo
PRISM SYSTEM	single six row prism and 8 prism
DIMMER	4 Dimming modes, 16bit dimming

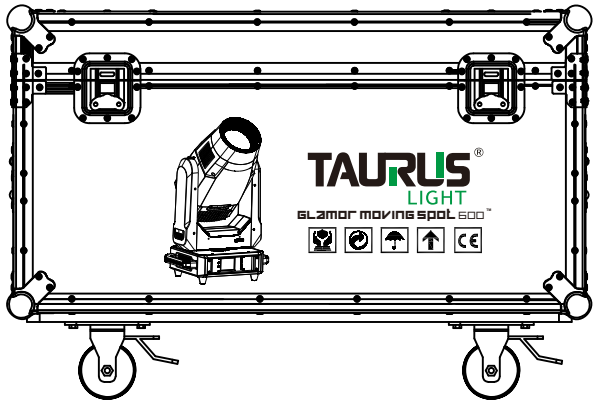
CONTROL PROTOCOL	
DMX CHANNELS	22/26CH
WORK MODES	DMX,Auto,Master/Slaver
PROGRAMS	Built-in dynamic effect
RDM	Support

ELECTRICAL SPECIFICATION/ CONNECTIONS:	
POWER INPUT	90~240V,50/60Hz
MAX POWER	800W
POWER CONNECTION	Powercon in/out
DMX CONNECTION	3pin XLR in/out

AVAILABLE COLORS:	
HOUSING MATERIAL	Plastic
BODY COLOR	Black or White

PHYSICAL SIZE:	
PRODUCT SIZE	383x274x668mm
CARTON SIZE	750x360x470mm
NET WEIGHT	23.5KG
GROSS WEIGHT	26.5KG

ACCESSORIES:	
POWER CORD	1pcs
DMX CABLE	1pcs
OMEGA	2pcs
CLAMPS AND SAFETY CHAIN	optional

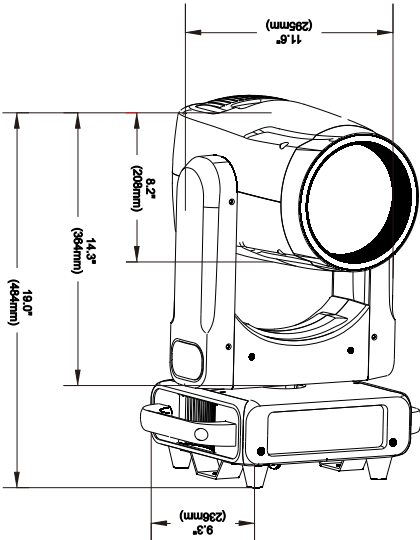
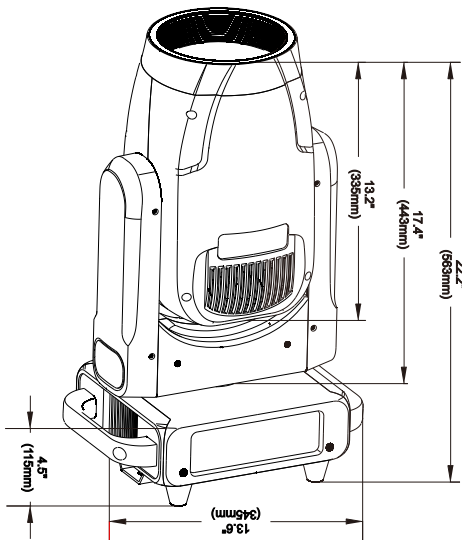


GLAMOR MOVING BEAM 400TM

Ordercode: GMB400

Introduction

GMB400 use single 300W high power LED, it has 14 colors and 13 gobos, 8+honeycomb prism with double rotating. It also use 48pcs RGB for ring effect, it has super beam effect with fast and smooth XY movement. the GMB400 can widely use for TV, nightclub, rental and partys, etc.



Color the stage!



FEATURES AND SPECIFICATIONS

LIGHT SOURCE:	
LED	300W High Power LED
COLOR TEMP	7600K

SPECIFICATIONS:	
BEAM DEGREE	1.2 Degree
LUX	5m 188000LX
PAN TILT MOVEMENT	540° 270°
COLOR WHEEL	14 Colors+White
FIXED GOBO	13 Gobos+White
FROST	Independent automatization
PRISM SYSTEM	8 prism+Honeycomb prism
DIMMER	4 Dimming modes, 16bit dimming


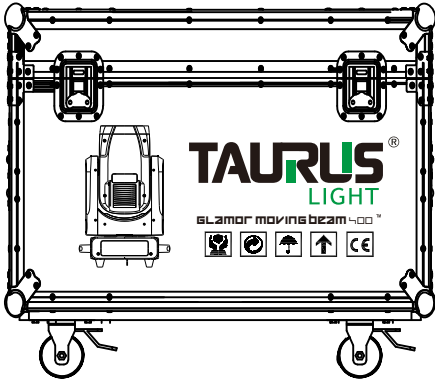
CONTROL PROTOCOL	
DMX CHANNELS	16/18CH
WORK MODES	DMX,Auto,Master/Slaver
PROGRAMS	Built-in dynamic effect
RDM	Support

ELECTRICAL SPECIFICATION/ CONNECTIONS:	
POWER INPUT	90~240V,50/60Hz
MAX POWER	450W
POWER CONNECTION	Powercon in/out
DMX CONNECTION	3pin XLR in/out

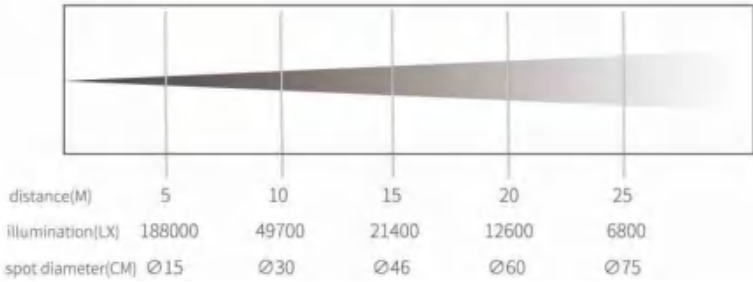
AVAILABLE COLORS:	
HOUSING MATERIAL	Die-cast magnesium
BODY COLOR	Black or White

PHYSICAL SIZE:	
PRODUCT SIZE	345x236x563mm
CARTON SIZE	665x320x400mm
NET WEIGHT	13.7KG
GROSS WEIGHT	15.5KG

ACCESSORIES:	
POWER CORD	1pcs
DMX CABLE	1pcs
OMEGA	2pcs
CLAMPS AND SAFETY CHAIN	optional



Fixed Gobo



GLAMOR MOVING SPOT 250TM

Ordercode: GMS250

Introduction

GMS250 use single 250W high power LED, it has 7 colors and 8 fixed gobos and 7 rotation gobos, 3-facet prism with bi-direction rotating. The beam angle can zoom from 6 to 35 degrees, make its great for beam effect and wash effects. The aims is replace the old MSD lamps, with long lifespan and high output, the GMS250 can widely use for TV, night bar, rental and partys, etc.



DMX 512

20 DMX

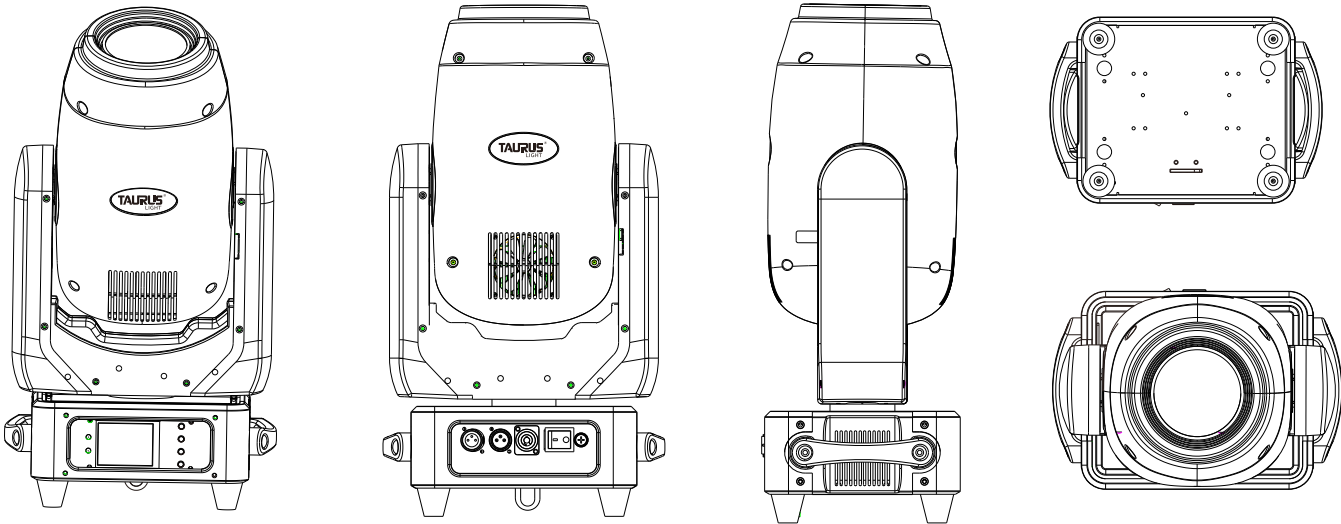
White

Power 350W

Tilt: 270
Pan: 540

IP 20

CE



Color the stage!



FEATURES AND SPECIFICATIONS

LIGHT SOURCE:	
LED	250W White LED
LIFESPAN	10000 Hours

SPECIFICATIONS:	
ZOOM DEGREE	6~35 DEGREE
LENS	Coated with anti-reflection film lens
PAN TILT MOVEMENT	540° 270°
COLOR WHEEL	9 Fixed Colors
FIXED GOBO	9 Fixed Gobo
ROTATION GOBO	7 Rotation Gobo
PRISM SYSTEM	3-facet prism
DIMMER	4 Dimming modes, 16bit dimming



CONTROL PROTOCOL	
DMX CHANNELS	16/20CH
WORK MODES	DMX,Auto,Master/Slaver
PROGRAMS	Built-in dynamic effect
RDM	Support

ELECTRICAL SPECIFICATION/ CONNECTIONS:	
POWER INPUT	90~240V,50/60Hz
MAX POWER	350W
POWER CONNECTION	Powercon in/out
DMX CONNECTION	3pin XLR in/out

AVAILABLE COLORS:	
HOUSING MATERIAL	Plastic
BODY COLOR	Black or White

PHYSICAL SIZE:	
PRODUCT SIZE	300x210x530mm
CARTON SIZE	420x420x560mm
NET WEIGHT	13KG
GROSS WEIGHT	14.5KG

ACCESSORIES:	
POWER CORD	1pcs
DMX CABLE	1pcs
OMEGA	2pcs
CLAMPS AND SAFETY CHAIN	optional



GLAMOR MOVING BEAM 300TM

Ordercode: GMB300

Introduction

GMB300 use single 300W high power LED, it has 13 colors and 13 gobos, 8+16-facet prism with bi-direction rotating. It use 152mm lens and the beam angle 0~2.8 degree, it has super beam effect with fast and smooth XY movement. the GMB300 can widely use for TV, night bar, rental and partys,etc.



DMX 512

14 DMX

300W LED

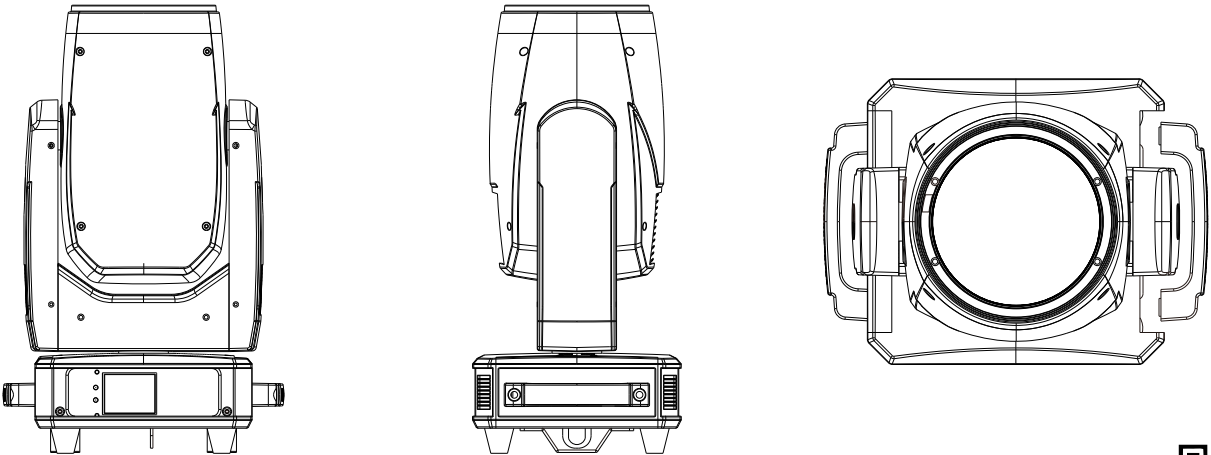
Power 300W

Auto

IP 20

Tilt: 270 Pan: 540

CE



All information is subject to change without prior notice © 2024.3.1



ADD WhatsApp

Color the stage!



FEATURES AND SPECIFICATIONS

LIGHT SOURCE:	
LAMP	300W LED MODULE
COLOR TEMP	8000K

SPECIFICATIONS:	
DIMMER	0%~100%,16bit dimming
PAN TILT MOVEMENT	540° 270°
LENS	152mm LENSs
BEAM ANGLE	0~2.8°
COLOR WHEEL	13 color filters + white
GOBO	13 metal gobos + 3 glass gobos
EFFECTS	8+16 facet prism with bi-rotate effect 1 frost effect, 1 rainbow effect

CONTROL PROTOCOL	
DMX CHANNELS	14CH
WORK MODES	DMX,Auto,Master/Slaver
PROGRAMS	Built-in dynamic effect
ARTNET&RDM	Support

ELECTRICAL SPECIFICATION/ CONNECTIONS:	
POWER INPUT	90~240V,50/60Hz
MAX POWER	300W
POWER CONNECTION	Powercon in/out
DMX CONNECTION	3pin XLR in/out

AVAILABLE COLORS:	
HOUSING MATERIAL	Plastic
BODY COLOR	Black or White

PHYSICAL SIZE:	
PRODUCT SIZE	291x217x465mm
CARTON SIZE	420x420x415mm
NET WEIGHT	11.5KG
GROSS WEIGHT	13.5KG

ACCESSORIES:	
POWERCON CORD	1pcs
DMX CABLE	1pcs
BARNDOR	Optional
CLAMPS AND SAFETY CHAIN	optional

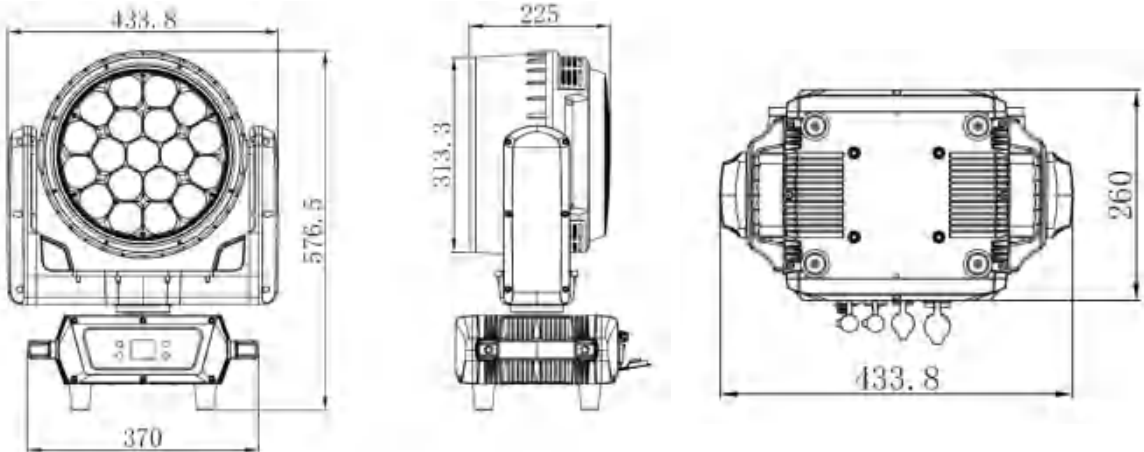
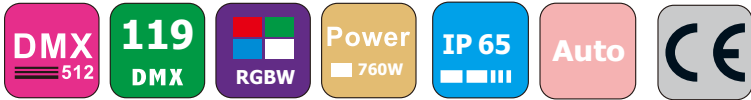


GLAMOR outdoor washer 19TM

Ordercode: GOW19

Introduction

GOW19 innovative optical unit enhances the unique and efficiency of the light output. The rotating front lens and the possibility to control each single LED individually have made spectacular kaleidoscopic projections and charming eye candy effects possible. It is a high-performance LED wash light, a perfect beam light, and a spectacular visual effect projector all in one. Also with ring effect, make the light can create marvelous effects.



All information is subject to change without prior notice © 2023.11.13

Color the stage!



FEATURES AND SPECIFICATIONS

LIGHT SOURCE:	
LED	19x40W RGBW 4in1 LED
	RGB 3in1 LED Ring effect

SPECIFICATIONS:	
ZOOM DEGREE	6~50 DEGREE
COLOR MIXING	RGBW
PAN TILT MOVEMENT	540° 270°
DISPLAY	LED touch display
DIMMER	0-100% linear dimmer
STROBE	Electronic, max.20Hz
COOLING	Temp controlled, overheating protection
IP RATED	IP 65

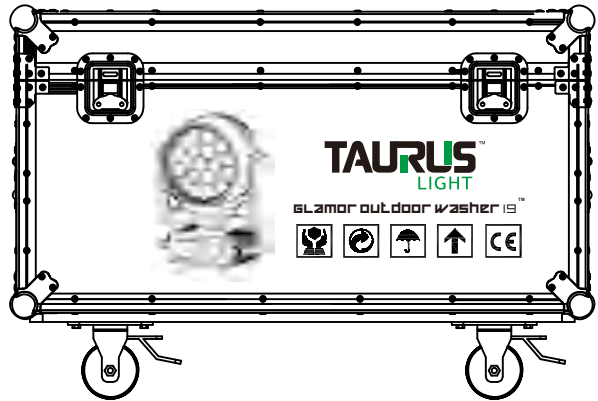
CONTROL PROTOCOL	
DMX CHANNELS	22/26/36/43/78/119CH
WORK MODES	DMX,Auto,Master/Slaver
PROGRAMS	Built-in dynamic effect
RDM	Support

ELECTRICAL SPECIFICATION/ CONNECTIONS:	
POWER INPUT	90~240V,50/60Hz
MAX POWER	760W
POWER CONNECTION	True1 in/out
DMX CONNECTION	IP 3pin XLR in/out


AVAILABLE COLORS:	
HOUSING MATERIAL	Aluminum
BODY COLOR	Black or White

PHYSICAL SIZE:	
PRODUCT SIZE	434x260x577mm
CARTON SIZE	610x530x450mm
NET WEIGHT	22KG
GROSS WEIGHT	25.5KG

ACCESSORIES:	
TRUE1 POWER CORD	1pcs
IP DMX CABLE	1pcs
OMEGA	2pcs
CLAMPS AND SAFETY CHAIN	optional



Case size: 74x50x80cm (2in1)

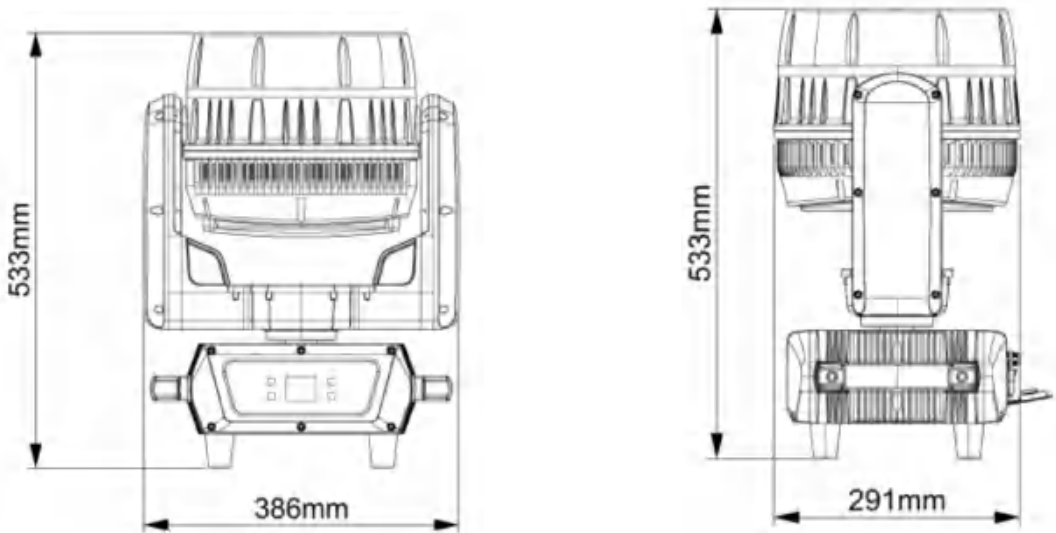


GLAMOR OUTDOOR WASHER 760TM

Ordercode: GOW760

Introduction

GOW760 innovative optical unit enhances the unique and efficiency of the light output. The rotating front lens and the possibility to control each single LED individually have made spectacular kaleidoscopic projections and charming eye candy effects possible. It is a high-performance LED wash light, a perfect beam light, and a spectacular visual effect projector all in one. Also with ring effect, make the light can create marvelous effects.



All information is subject to change without prior notice © 2024.10.13

Color the stage!



FEATURES AND SPECIFICATIONS

LIGHT SOURCE:	
LED	7x60W RGBW 4in1 LED
	12x3W RGB LED filament effect

SPECIFICATIONS:	
ZOOM DEGREE	7~45 DEGREE
COLOR MIXING	RGBW
PAN TILT MOVEMENT	540° 270°
DISPLAY	LED touch display
EFFECT	With vortex and kaleidoscope effect
BACK EFFECT	Radical aura filament effect
COOLING	Temp controlled, overheating protection
IP RATED	IP 65

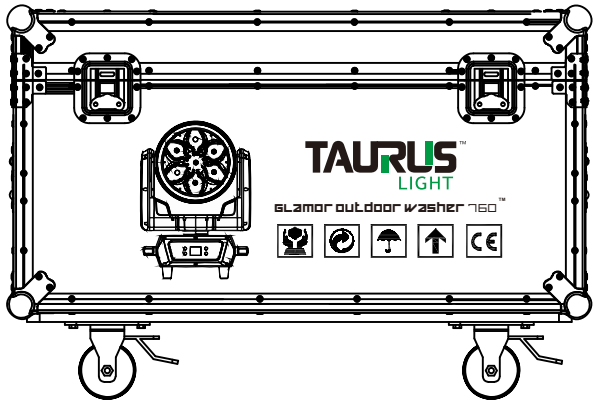
CONTROL PROTOCOL	
DMX CHANNELS	21/30/36/57/78/93CH
WORK MODES	DMX,Auto,Master/Slaver
PROGRAMS	Built-in dynamic effect
RDM	Support

ELECTRICAL SPECIFICATION/ CONNECTIONS:	
POWER INPUT	90~240V,50/60Hz
MAX POWER	550W
POWER CONNECTION	True1 in/out
DMX CONNECTION	IP 3pin XLR in/out

AVAILABLE COLORS:	
HOUSING MATERIAL	Aluminum
BODY COLOR	Black or White

PHYSICAL SIZE:	
PRODUCT SIZE	432x333x485mm
CARTON SIZE	610x530x450mm
NET WEIGHT	19.5KG
GROSS WEIGHT	21.5KG

ACCESSORIES:	
TRUE1 POWER CORD	1pcs
IP DMX CABLE	1pcs
OMEGA	2pcs
CLAMPS AND SAFETY CHAIN	optional

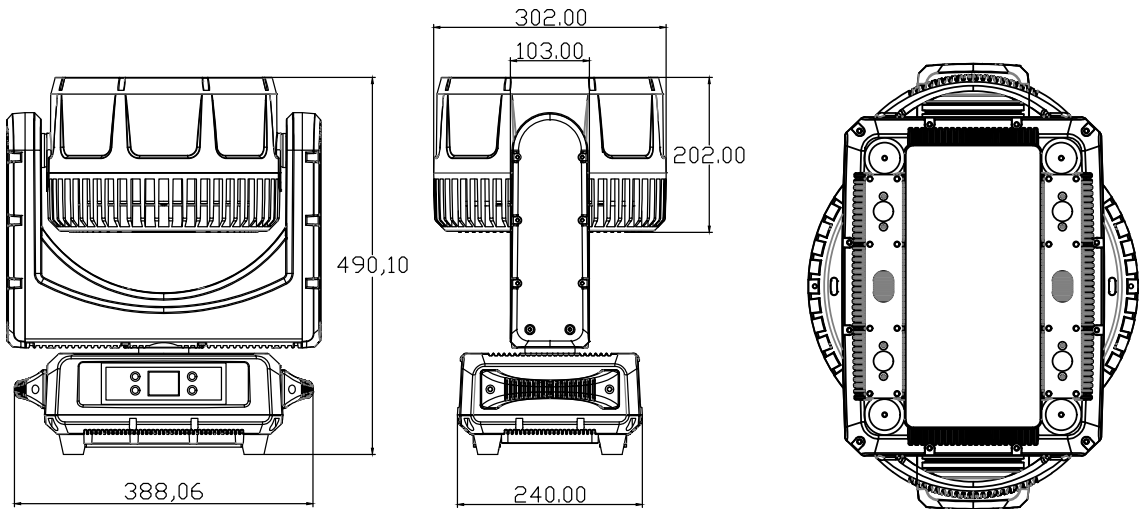
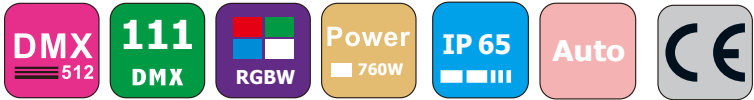


GLAMOR outdoor washer 19TM

Ordercode: GOW19

Introduction

GOW19 innovative optical unit enhances the unique and efficiency of the light output. The rotating front lens and the possibility to control each single LED individually have made spectacular kaleidoscopic projections and charming eye candy effects possible. It is a high-performance LED wash light, a perfect beam light, and a spectacular visual effect projector all in one.



All information is subject to change without prior notice © 2024.3.1

Color the stage!





FEATURES AND SPECIFICATIONS

LIGHT SOURCE:	
LED	19x40W RGBW 4in1 LED
COLOR TEMP	7600K
SPECIFICATIONS:	
ZOOM DEGREE	6~50 DEGREE
COLOR MIXING	RGBW
PAN TILT MOVEMENT	540° 270°
DISPLAY	LED touch display
DIMMER	0-100% linear dimmer
STROBE	Electronic, max.20Hz
COOLING	Temp controlled, overheating protection
IP RATED	IP 65

CONTROL PROTOCOL	
DMX CHANNELS	18CH/21CH/35CH/78CH/94CH/111CH
WORK MODES	DMX,Auto,Master/Slaver
PROGRAMS	Built-in dynamic effect
RDM	Support

ELECTRICAL SPECIFICATION/ CONNECTIONS:	
POWER INPUT	90~240V,50/60Hz
MAX POWER	760W
POWER CONNECTION	True1 in/out
DMX CONNECTION	IP 3pin XLR in/out

AVAILABLE COLORS:	
HOUSING MATERIAL	Aluminum
BODY COLOR	Black or White
PHYSICAL SIZE:	
PRODUCT SIZE	408x302x490mm
CARTON SIZE	610x530x450mm
NET WEIGHT	22KG
GROSS WEIGHT	25.5KG
ACCESSORIES:	
TRUE1 POWER CORD	1pcs
IP DMX CABLE	1pcs
OMEGA	2pcs
CLAMPS AND SAFETY CHAIN	optional

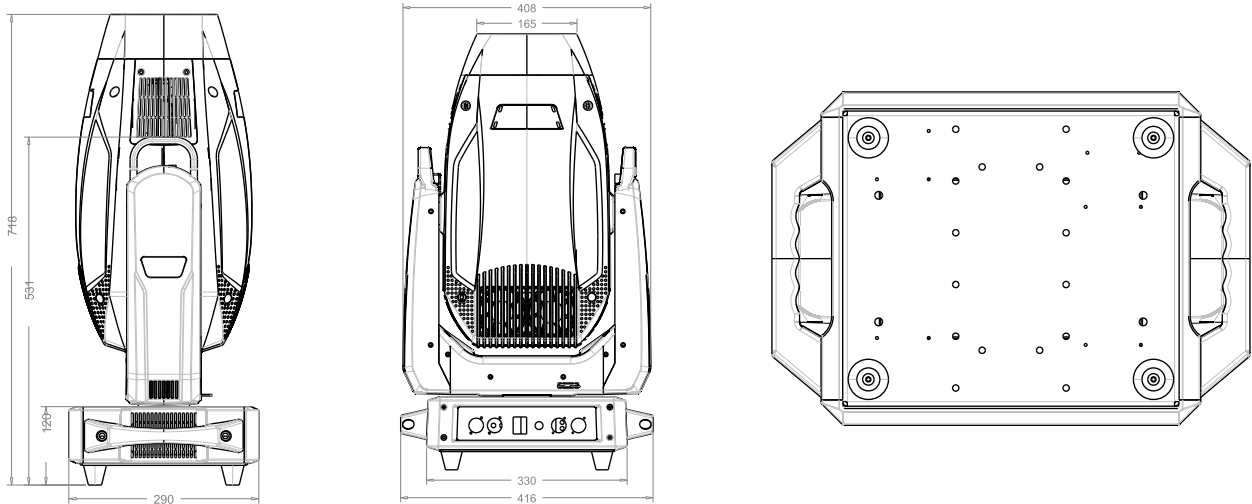


GLAMOR MOVING PROFILE 1000TM

Ordercode: GMP1000

Introduction

GMP1000 is BSWF 4in1 moving head, linear CMY color mixing system, Provides rich color saturation and clear seamless color transitions. LED adopts energy-saving and environment-friendly 800W monochrome LED light engine, which can produce extremely high light output white light. The 120mm diameter high quality optical lens produces a very uniform spot, CRIRA≥90, and zoom range 3°- 50°,The cutting system consists of 4 gratings, which can be rotated ± 45°, giving designers unlimited spot creativity.



All information is subject to change without prior notice 2024.11.13

Color the stage!



FEATURES AND SPECIFICATIONS

LIGHT SOURCE:	
LED	800W LED Engine
COLOR TEMP.	7000K

SPECIFICATIONS:	
ZOOM DEGREE	5~50 Degree
COLOR	CMY Color Mixing System
PAN TILT MOVEMENT	540° 270°
COLOR WHEEL	6 Fixed Colors+White
FIXED GOBO	8 Fixed Gobo
ROTATION GOBO	6 Rotation Gobo
CUTTING SYSTEM	4 Blades
DIMMER	4 Dimming modes, 16bit dimming


CONTROL PROTOCOL	
DMX CHANNELS	36/41/42/60CH
WORK MODES	DMX,Auto,Master/Slaver
PROGRAMS	Built-in dynamic effect
RDM	Support

ELECTRICAL SPECIFICATION/ CONNECTIONS:	
POWER INPUT	90~240V,50/60Hz
MAX POWER	1150W
POWER CONNECTION	Powercon in/out
DMX CONNECTION	3pin XLR in/out

AVAILABLE COLORS:	
HOUSING MATERIAL	Plastic
BODY COLOR	Black or White

PHYSICAL SIZE:	
PRODUCT SIZE	718x408x290mm
CARTON SIZE	795x365x505mm
NET WEIGHT	31.5KG
GROSS WEIGHT	33.5KG

ACCESSORIES:	
POWER CORD	1pcs
DMX CABLE	1pcs
OMEGA	2pcs
CLAMPS AND SAFETY CHAIN	optional



Rotating Gobo



Fixed Gobo



Color Wheel



CMY



Effect flame wheel



CTO

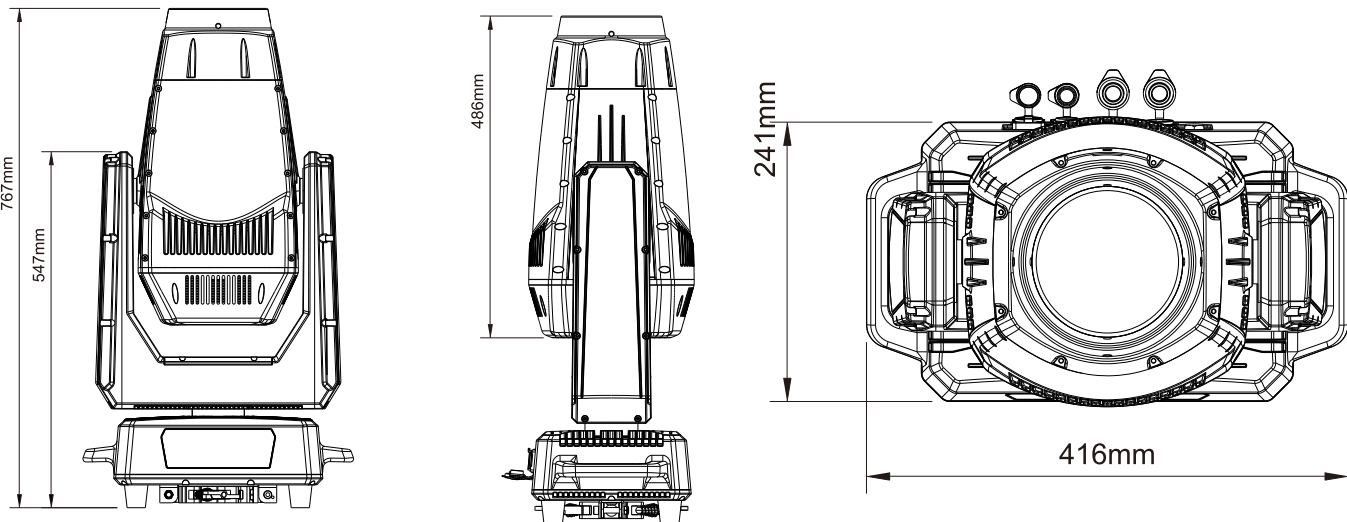


BRIGHTLY OUTDOOR SPOT 420TM

Ordercode: BOS420

Introduction

BOS420 is BSW 3in1 moving head,use 380W or 420W MSD lamp ,thanks for the die-cast magnesium housing, make the light with lightweight only 24KG, with Ip65 rated, make this light can use any places. GOS420 with 11 fixed color, 11 fixed gobos and 8 rotation gobos, and zoom degree from 2 to 40 degree. It's wonderful moving head for your events and projects.



Color the stage!



FEATURES AND SPECIFICATIONS

LIGHT SOURCE:	
LAMP	380W/420W Discharge Bulb
COLOR TEMP	7800K

SPECIFICATIONS:	
ZOOM DEGREE	2~40 Degree
COLOR	CTO 3200K~7500K
PAN TILT MOVEMENT	540° 270°
COLOR WHEEL	11 Fixed Colors
FIXED GOBO	11 Fixed Gobo
ROTATION GOBO	8 Rotation Gobo
PRISM SYSTEM	single six row prism and 8 prism
DIMMER	4 Dimming modes, 16bit dimming

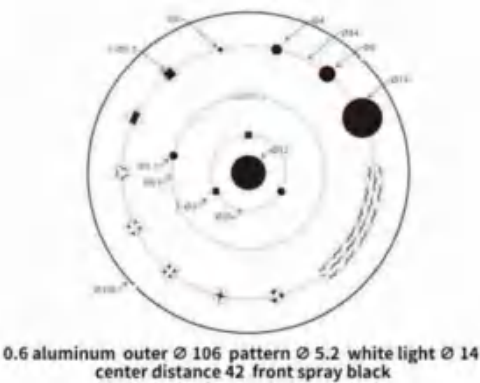
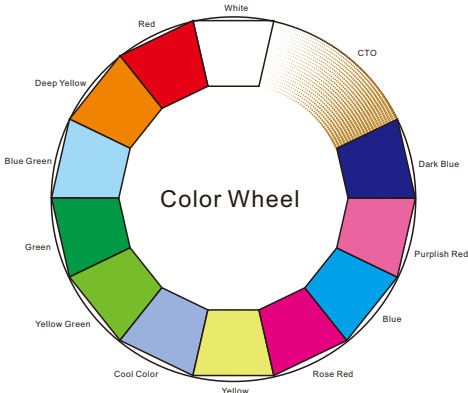

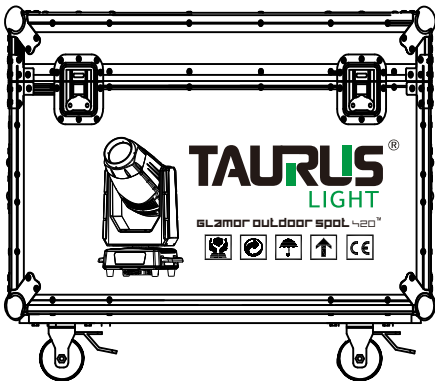
CONTROL PROTOCOL	
DMX CHANNELS	18/22CH
WORK MODES	DMX,Auto,Master/Slaver
PROGRAMS	Built-in dynamic effect
RDM	Support

ELECTRICAL SPECIFICATION/ CONNECTIONS:	
POWER INPUT	90~240V,50/60Hz
MAX POWER	600W
POWER CONNECTION	True1 in/out
DMX CONNECTION	IP 3pin XLR in/out

AVAILABLE COLORS:	
HOUSING MATERIAL	Die-cast magnesium
BODY COLOR	Black or White

PHYSICAL SIZE:	
PRODUCT SIZE	415x240x766mm
CARTON SIZE	610x530x450mm
NET WEIGHT	24KG
GROSS WEIGHT	25.5KG

ACCESSORIES:	
TRUE1 POWER CORD	1pcs
IP DMX CABLE	1pcs
OMEGA	2pcs
CLAMPS AND SAFETY CHAIN	optional

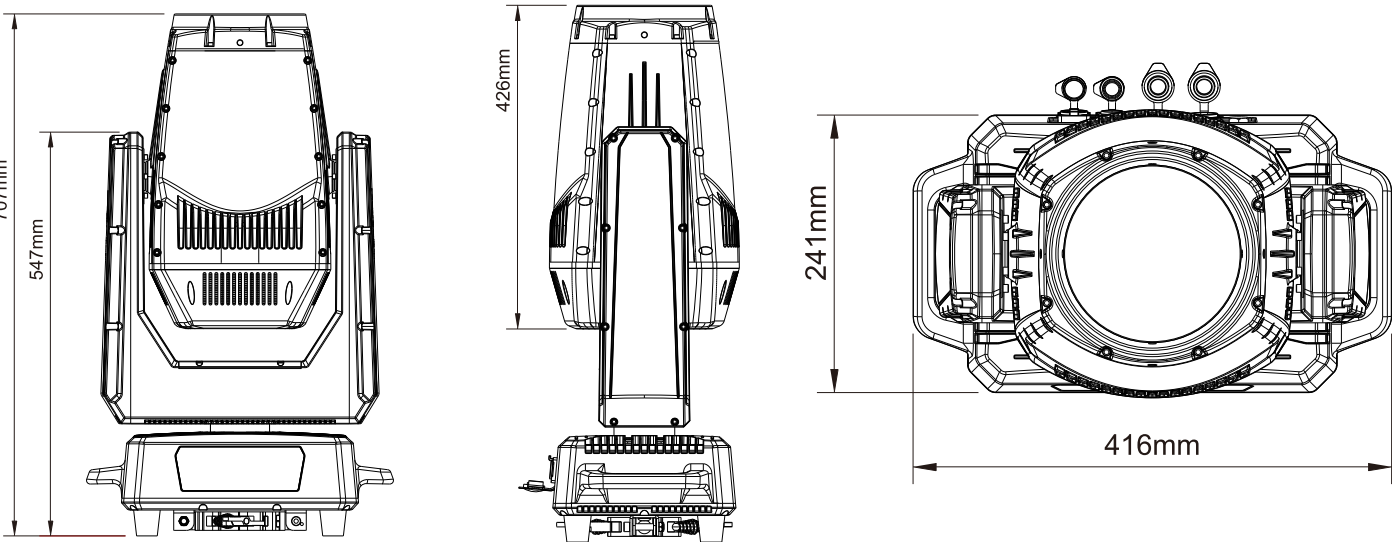


BRIGHTLY OUTDOOR BEAM 420TM

Ordercode: BOB420

Introduction

BOB420 is an IP rated moving head beam projector. With an 420W(380W optional) lamp, BOB420 packs a tremendous punch for low wattage, which makes it very attractive for this class of narrow-beam moving heads. The output of this IP65 Beam light is impressive, with the light cutting an impressive beam through the air, easily visible several blocks away. With haze, the effect is even more impressive. Being weatherproof, water and dust exposure at events and shows is not a concern.



All information is subject to change without prior notice 2024.1.3

Color the stage!



FEATURES AND SPECIFICATIONS

LIGHT SOURCE:	
LAMP	380W/420W Discharge Bulb
COLOR TEMP	7800K

SPECIFICATIONS:	
BEAM DEGREE	1.6 Degree
LUX	230000Lux@15m
PAN TILT MOVEMENT	540° 270°
COLOR WHEEL	13 Colors + White
FIXED GOBO	17 Fixed Gobo
STROBE	0~20Hz
PRISM SYSTEM	8 prism + Honeycomb prism
DIMMER	4 Dimming modes, 16bit dimming

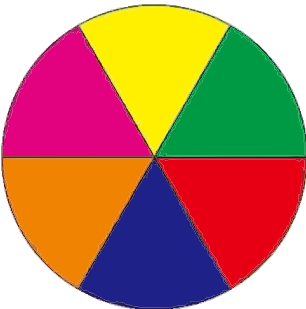

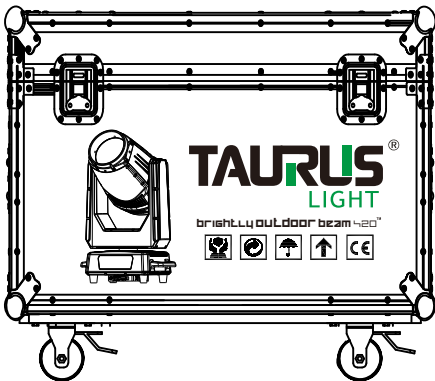
CONTROL PROTOCOL	
DMX CHANNELS	18CH
WORK MODES	DMX,Auto,Master/Slaver
PROGRAMS	Built-in dynamic effect
RDM	Support

ELECTRICAL SPECIFICATION/ CONNECTIONS:	
POWER INPUT	90~240V,50/60Hz
MAX POWER	550W
POWER CONNECTION	True1 in/out
DMX CONNECTION	IP 3pin XLR in/out

AVAILABLE COLORS:	
HOUSING MATERIAL	Die-cast magnesium
BODY COLOR	Black or White

PHYSICAL SIZE:	
PRODUCT SIZE	415x240x766mm
CARTON SIZE	610x530x450mm
NET WEIGHT	21KG
GROSS WEIGHT	22.5KG

ACCESSORIES:	
TRUE1 POWER CORD	1pcs
IP DMX CABLE	1pcs
OMEGA	2pcs
CLAMPS AND SAFETY CHAIN	optional



Colorful plate

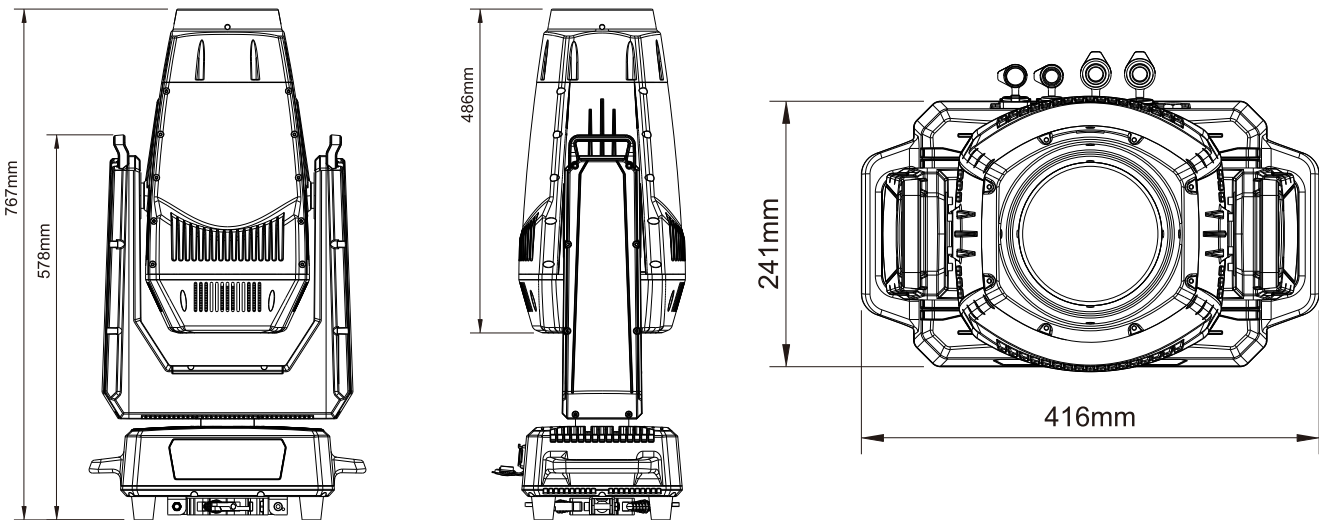


BRIGHTLY OUTDOOR PROFILE 800TM

Ordercode: BOP800

Introduction

BOP800 is a new BSWF 4in1 IP65 LED Moving head, it's compact and lightweight thanks to use magnesium alloy material, which is one of the most competitive and affordable outdoor moving head in the market. The fixtures boasts a very comprehensive assortment of features, CTO, CMY Color mixing, 4-piece graphic cutting system, etc.



All information is subject to change without prior notice 2024.1.3

Color the stage!



FEATURES AND SPECIFICATIONS

LIGHT SOURCE:	
LED	700W High Power LED
COLOR TEMP	8000K

SPECIFICATIONS:	
BEAM DEGREE	4~36 Degree
FOCUS	Electric focus
PAN TILT MOVEMENT	540° 270°
COLOR WHEEL	1 Color Wheel + CMY infinite color mixing
FIXED GOBO	1 fixed gobo, 1 rotating gobo
CUTTING SYSTEM	4-piece graphic cutting system
PRISM SYSTEM	1 3 prism, adjustable rotation speed
DIMMER	4 Dimming modes, 16bit dimming

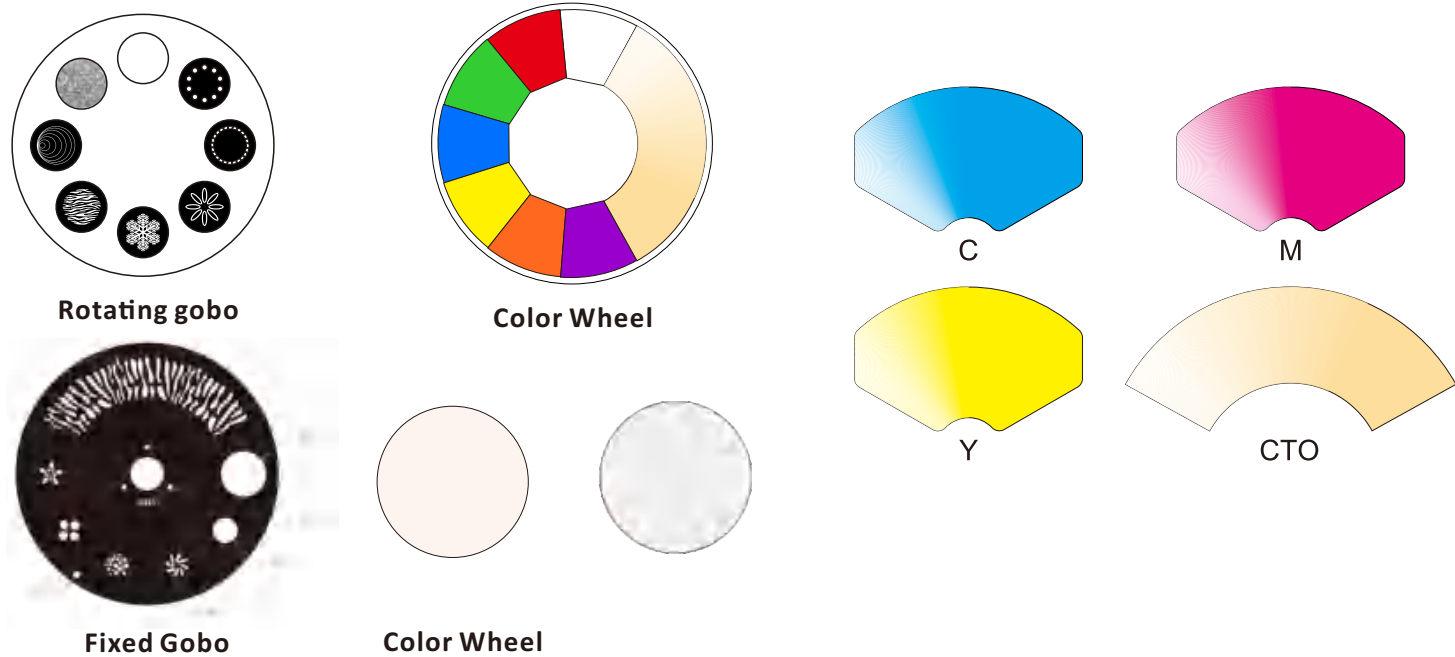
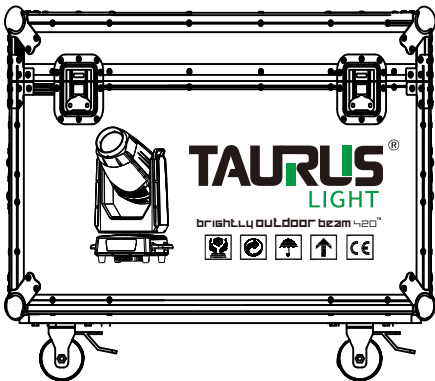
CONTROL PROTOCOL	
DMX CHANNELS	38/41CH
WORK MODES	DMX,Auto,Master/Slaver
PROGRAMS	Built-in dynamic effect
RDM	Support

ELECTRICAL SPECIFICATION/ CONNECTIONS:	
POWER INPUT	90~240V,50/60Hz
MAX POWER	850W
POWER CONNECTION	True1 in/out
DMX CONNECTION	IP 3pin XLR in/out

AVAILABLE COLORS:	
HOUSING MATERIAL	Magnesium alloy sheel
BODY COLOR	Black or White

PHYSICAL SIZE:	
PRODUCT SIZE	415x240x766mm
CARTON SIZE	610x530x450mm
NET WEIGHT	28KG
GROSS WEIGHT	31.5KG

ACCESSORIES:	
TRUE1 POWER CORD	1pcs
IP DMX CABLE	1pcs
OMEGA	2pcs
CLAMPS AND SAFETY CHAIN	optional

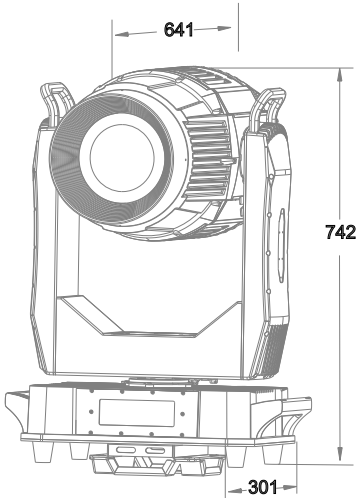
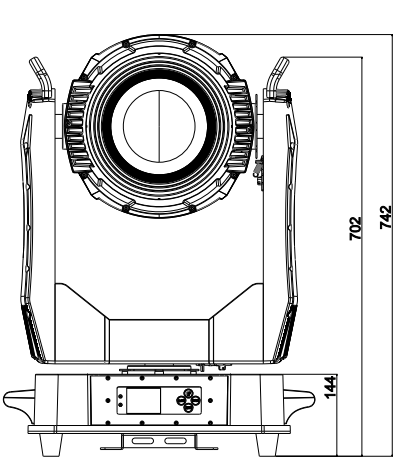



GLAMOR OUTDOOR PROFILE 1400TM

Ordercode: GOP1400

Introduction

With its custom designed 1400-Watt white LED engine, the GOP1400 is one of the most powerful LED Profile moving heads on the market. This fixture boasts a very comprehensive assortment of features: a 4°-50° zoom, CMY colour mixing, a seven-colour wheel, linear CTO, six rotating gobos, seven fixed gobos, an animation disc, a four-facet rotating prism, a 4-blade iris, soft edge and flood frost filters, a 24-bit digital dimmer, and a fast digital stop-strobe effect. All the gobos are made of high-definition dichroic glass. They can be swapped and morphed with each other and the animation wheel to create new and exciting textures.



Color the stage!



FEATURES AND SPECIFICATIONS

LIGHT SOURCE:	
LED	1400W White LED
COLOR TEMP.	7500K

SPECIFICATIONS:	
ZOOM DEGREE	4~50 Degrees
COLOR WHEEL	7 Color filteres+open
PAN TILT MOVEMENT	540° 270°
GOBO SYSTEM	1 Static gobo wheel: 7 Gobos+open 1 Rotating gobo wheel: 6 gobos+open 1 Animation Wheel
	4 blades with 60° rotation of framing system Iris
PRISMS	4 facet prism

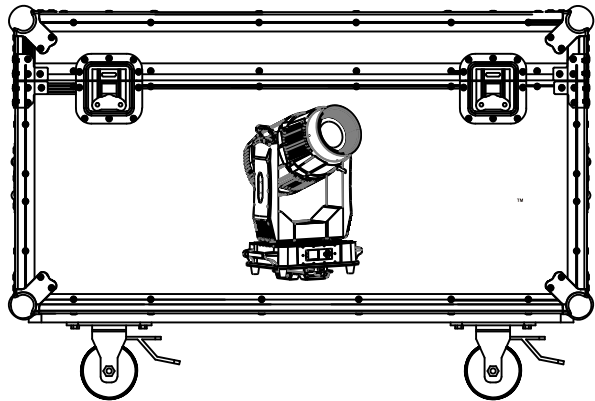
CONTROL PROTOCOL	
DMX CHANNELS	35/44CH
WORK MODES	DMX,Auto,Master/Slaver
PROGRAMS	Built-in dynamic effect
RDM	Support

ELECTRICAL SPECIFICATION/ CONNECTIONS:	
POWER INPUT	90~240V,50/60Hz
MAX POWER	2000W
POWER CONNECTION	True1 in/out
DMX CONNECTION	IP 3pin XLR in/out

AVAILABLE COLORS:	
HOUSING MATERIAL	Aluminum
BODY COLOR	Silver or Black

PHYSICAL SIZE:	
PRODUCT SIZE	546x301x898mm
CARTON SIZE	720x470x1135mm
NET WEIGHT	66.5KG
GROSS WEIGHT	76KG

ACCESSORIES:	
TRUE1 POWER CORD	1pcs
IP DMX CABLE	1pcs
OMEGA	2pcs
CLAMPS AND SAFETY CHAIN	optional



Static Gobo Rotating Gobo Color Wheel ANIMATION



brightly beam 251TM

Ordercode: BB251

Introduction

Bb251 is a 251W moving beam light with an unprecedented brightness usually achievable only with far greater wattages. BB251 is groundbreaking for the purity of its beam, which is sharply defined and free of any halo or discoloration around the edges. It offers 14 different colors and 13 gobos, allowing you to change the shape of the beam and create an array of spectacular mid-air effects.



DMX 512

20 DMX

MSD 251W

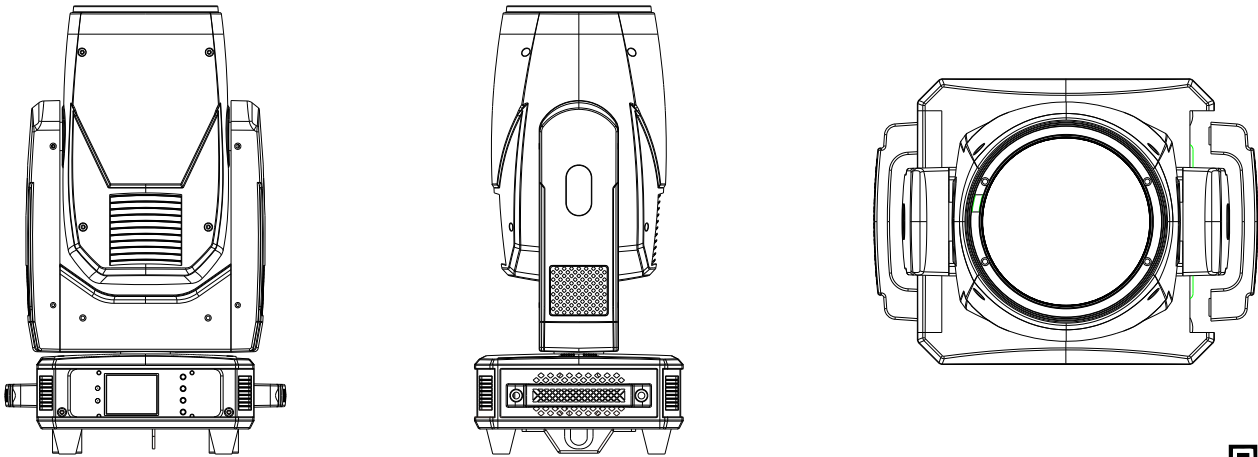
Power 300W

Tilt: 270 Pan: 540

IP 20

Auto

CE



All information is subject to change without prior notice © 2024.3.1



ADD WhatsApp

FEATURES AND SPECIFICATIONS

LIGHT SOURCE:	
LAMP	Osram 251W
COLOR TEMP	8000K

SPECIFICATIONS:	
DIMMER	0%~100%,16bit dimming
PAN TILT MOVEMENT	540° 270°
LENS	Glass optical 3 lens group
BEAM ANGLE	0~2°
COLOR WHEEL	1 Fixed color wheel with 14 color filters + white
GOBO	1 Gobo wheel with 13 metal gobos + 4 glass gobos
EFFECTS	2 rotating prisms with moving effect 1 frost effect, 1 rainbow effect


CONTROL PROTOCOL	
DMX CHANNELS	16/20CH
WORK MODES	DMX,Auto,Master/Slaver
PROGRAMS	Built-in dynamic effect
ARTNET&RDM	Support

ELECTRICAL SPECIFICATION/ CONNECTIONS:	
POWER INPUT	90~240V,50/60Hz
MAX POWER	300W
POWER CONNECTION	Powercon in/out
DMX CONNECTION	3pin XLR in/out

AVAILABLE COLORS:	
HOUSING MATERIAL	Plastic
BODY COLOR	Black or White

PHYSICAL SIZE:	
PRODUCT SIZE	330x280x510mm
CARTON SIZE	420x420x415mm
NET WEIGHT	14KG
GROSS WEIGHT	15.5KG

ACCESSORIES:	
POWERCON CORD	1pcs
DMX CABLE	1pcs
BARNDOR	Optional
CLAMPS AND SAFETY CHAIN	optional

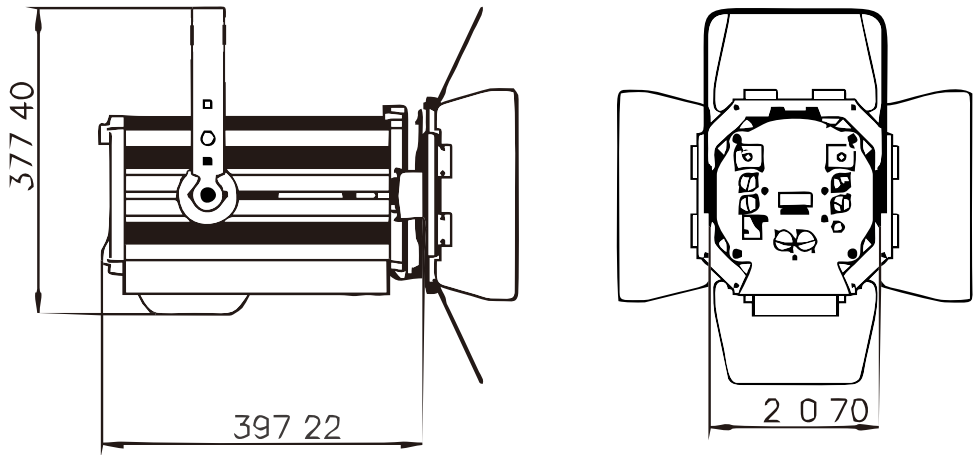


LED FRESNEL 600TM

Ordercode: LF600

Introduction

LF600 is a soft-edged spotlight with more control over beam angle than floods, but less control than profiles. It's from 15~50 degree. Go green and make a significant reduction in dimmer energy and air-conditioning power consumption. The size of the beam can be adjusted by moving the lamp and reflector closer to or farther from the lens, by our designed DMX or Manual zoom function, dont need to push the button on the light body, but can change zoom on controller. The beam can be shaped by the four barndoors attached to the front of the lantern.



Color the stage!



FEATURES AND SPECIFICATIONS

LIGHT SOURCE:	
LED	CW+WW (2in1 300W) COB LED
LIFESPAN	50000 Hours

SPECIFICATIONS:	
CRI	Ra≥90
ZOOM	Manual zoom 15~50 degree(Auto zoom optional)
EFFECTS	LED Macro effects
BEAM ANGLE	25°(45 optional)
DIMMER	4 dimming curve
STROBE	Electronic, max.20Hz
COOLING	Copper liquid cooling system
IP RATED	IP 20


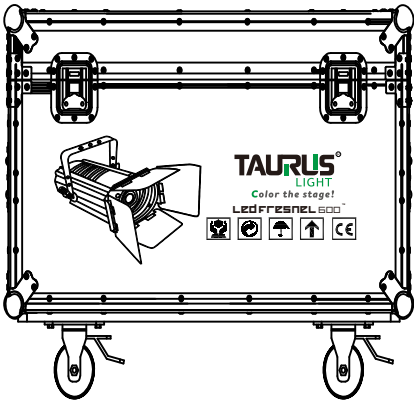
CONTROL PROTOCOL	
DMX CHANNELS	2CH(4CH Auto zoom)
WORK MODES	DMX,Auto,Master/Slaver
PROGRAMS	None
RDM	Support

ELECTRICAL SPECIFICATION/ CONNECTIONS:	
POWER INPUT	90~240V,50/60Hz
MAX POWER	600W
POWER CONNECTION	Powercon in/out
DMX CONNECTION	3pin XLR in/out

AVAILABLE COLORS:	
HOUSING MATERIAL	Aluminum
BODY COLOR	Black or White

PHYSICAL SIZE:	
PRODUCT SIZE	397x211x378mm
CARTON SIZE	580x325x320mm
NET WEIGHT	9KG
GROSS WEIGHT	11.5KG

ACCESSORIES:	
POWER CORD	1pcs
DMX CABLE	1pcs
OMEGA	1pcs
BANRDOOR	Included

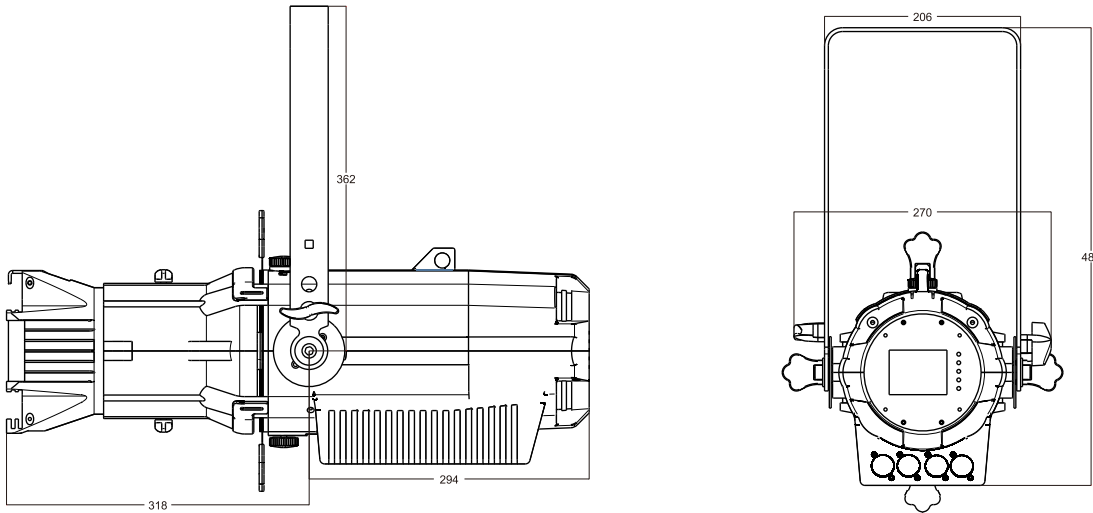


LED PROFILE 300/600TM

Ordercode: LP300/600

Introduction

LP300 use the latest COB technology, the light output is pure and clear. The color temperature can choose WW 3200K or CW 5600K, or 2in1. It equipped 19 degree high quality optical lens (other degree can be choose). With ABS housing material, it's compact and lightweight. It without fans, and color rendering index Ra ≥ 90. Its perfect for TV use, and also can be use anywhere.



Color the stage!



FEATURES AND SPECIFICATIONS

LIGHT SOURCE:	
LED	300W 3200K(or Cold White 5600K)
	4in1/5in1, 600W 2in1 Optional

SPECIFICATIONS:	
CRI	Ra≥90
CUTTING	4 mental spot cutting slots
LENS	High contrast aspheric lens
FIXED LENS	19/26/36/50° Optional
DIMMER	4 dimming curve
STROBE	Electronic, max.20Hz
COOLING	Copper liquid cooling system
IP RATED	IP 20


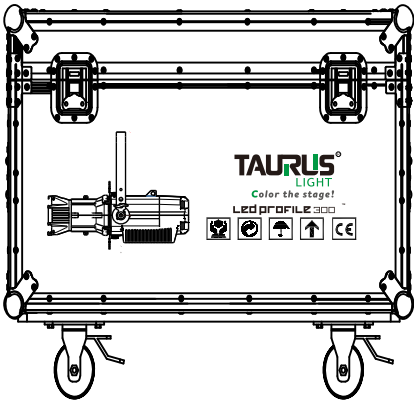
CONTROL PROTOCOL	
DMX CHANNELS	1/2CH
WORK MODES	DMX,Auto,Master/Slaver
PROGRAMS	None
RDM	Support

ELECTRICAL SPECIFICATION/ CONNECTIONS:	
POWER INPUT	90~240V,50/60Hz
MAX POWER	300W
POWER CONNECTION	Powercon in/out
DMX CONNECTION	3pin XLR in/out

AVAILABLE COLORS:	
HOUSING MATERIAL	Aluminum
BODY COLOR	Black or White

PHYSICAL SIZE:	
PRODUCT SIZE	611x173x480mm
CARTON SIZE	720x330x315mm
NET WEIGHT	10.5KG
GROSS WEIGHT	12.5KG

ACCESSORIES:	
POWER CORD	1pcs
DMX CABLE	1pcs
OMEGA	1pcs
BANRDOOR	Included

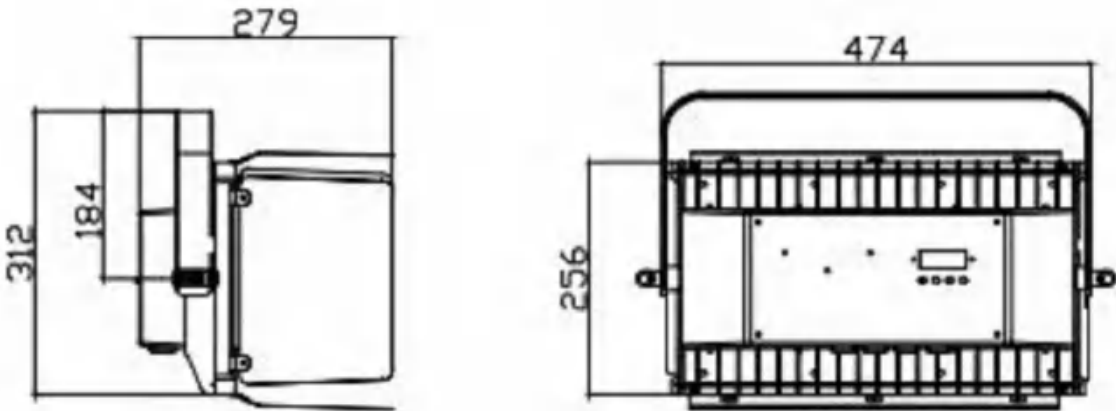



Led studio panel 200™

Ordercode: LSP200

Introduction

LSP200 is made of a new type of high temperature strength of cast aluminum casing with nice outlook. The fixture is designed and manufactured strictly following CE standards, complying with international standard DMX512 protocol. It's available independently controlled and linkable with each other for operation. And it is applicable for large-scale live performances, theater, studio and films.



Color the stage!



FEATURES AND SPECIFICATIONS

LIGHT SOURCE:	
LED	532PCS LEDs
LIFESPAN	50000 Hours

SPECIFICATIONS:	
PIXEL PITCH	12.5mm
COLOR MIXING	Warm White+Cold White
CRI	Ra>90
BEAM ANGLE	120 °
DIMMER	0-100% linear dimmer
COLOR TEMP	3000~6000K
BANRDOOR	With barndoor
IP RATED	IP 20



CONTROL PROTOCOL	
DMX CHANNELS	10/55/480CH ARTNET
WORK MODES	DMX,Auto,Master/Slaver
PROGRAMS	Built-in dynamic effect
RDM	Support

ELECTRICAL SPECIFICATION/ CONNECTIONS:	
POWER INPUT	90~240V,50/60Hz
MAX POWER	200W
POWER CONNECTION	Powercon in/out
DMX CONNECTION	3pin XLR in/out

AVAILABLE COLORS:	
HOUSING MATERIAL	Aluminum
BODY COLOR	Black or White

PHYSICAL SIZE:	
PRODUCT SIZE	560x360x190mm
CARTON SIZE	600x400x220mm
NET WEIGHT	8.2KG
GROSS WEIGHT	8.5KG

ACCESSORIES:	
POWERCON CORD	1pcs
DMX CABLE	1pcs
OMEGA	2pcs
CLAMPS AND SAFETY CHAIN	optional

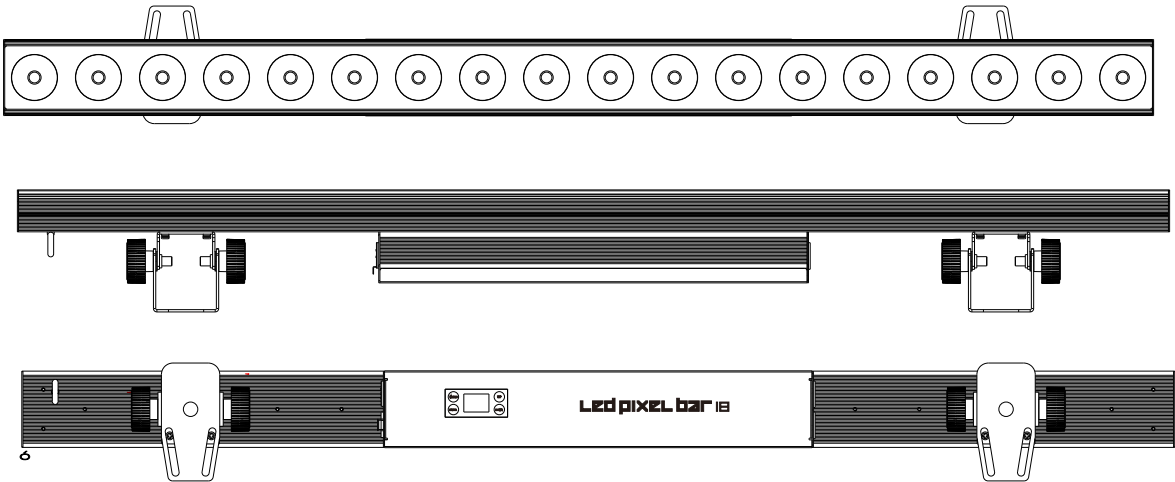



Led pixel bar 18™

Ordercode: LPB18

Introduction

With 18x4in1 RGBL LED, LPB18 is a wonderful LED effect bar. Each LED can control separately. It has total 72 DMX Channel helps to make fabulous color effect. It can add barndoor and filter for different place uses. It has high refresh frequency makes it suitable for TV Studio.



All information is subject to change without prior notice © 2024.7.10

Color the stage!



FEATURES AND SPECIFICATIONS

LIGHT SOURCE:	
LED	18xRGBL 4in1 LEDs
	RGBW, RGBWA, RGBWA+UL Optional

SPECIFICATIONS:	
DISPLAY	OLED touch display
COLOR MIXING	RGBL
EFFECTS	LED Macro effects
BEAM ANGLE	25°(45 optional)
DIMMER	0-100% linear dimmer
STROBE	Electronic, max.20Hz
COOLING	Temp controlled, overheating protection
IP RATED	IP 20

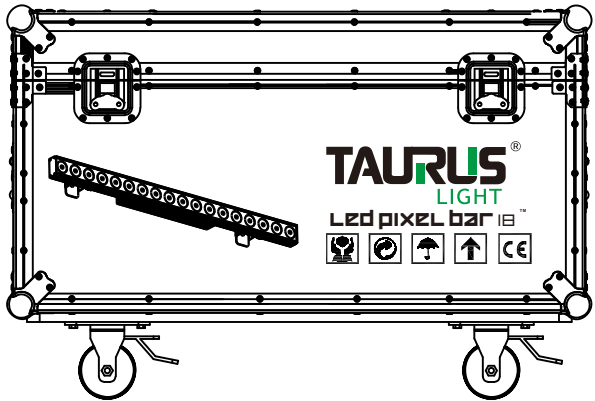
CONTROL PROTOCOL	
DMX CHANNELS	10/72/82CH
WORK MODES	DMX,Auto,Master/Slaver
PROGRAMS	Built-in dynamic effect
RDM	Support

ELECTRICAL SPECIFICATION/ CONNECTIONS:	
POWER INPUT	90~240V,50/60Hz
MAX POWER	200W
POWER CONNECTION	Powercon in/out
DMX CONNECTION	3pin XLR in/out

AVAILABLE COLORS:	
HOUSING MATERIAL	Aluminum
BODY COLOR	Black or White

PHYSICAL SIZE:	
PRODUCT SIZE	935x70x155mm
CARTON SIZE	1000x120x180mm
NET WEIGHT	4.2KG
GROSS WEIGHT	5KG

ACCESSORIES:	
POWER CORD	1pcs
DMX CABLE	1pcs
OMEGA	2pcs
BANRDOOR AND FILTER	optional

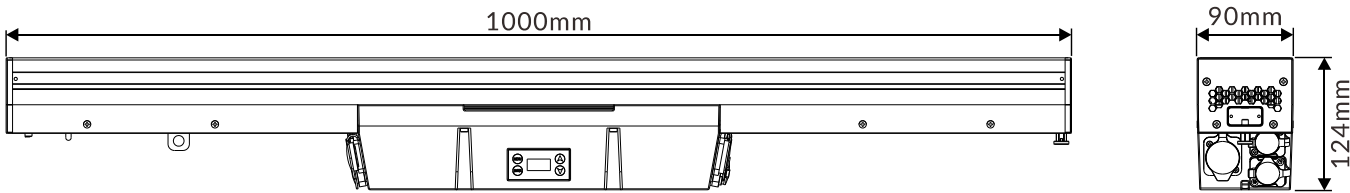



Led outdoor bar 1050[™]

Ordercode: LOB1050

Introduction

LOB1050 is new effect led bar washer light, it use 10pcs 50W high power RGBW 4in1 LEDs, each led pixel control. The output is high powerful and the color is pure. Its small size and weight, IP65 rating for applications indoors as well as outdoors, and uniform colors and effects make this fixture extremely versatile for any application.



All information is subject to change without prior notice © 2024.7.28

ADD WhatsApp

Color the stage!



FEATURES AND SPECIFICATIONS

LIGHT SOURCE:	
LED	10x50W RGBW 4in1 COB
	Other LEDs optional

SPECIFICATIONS:	
STROBE SEGMENTS	Pixel Control
COLOR MIXING	RGBW
EFFECTS	LED Macro effects
BEAM ANGLE	25 °
DIMMER	0-100% linear dimmer
STROBE	Electronic, max.20Hz
COOLING	Temp controlled, overheating protection
IP RATED	IP 65


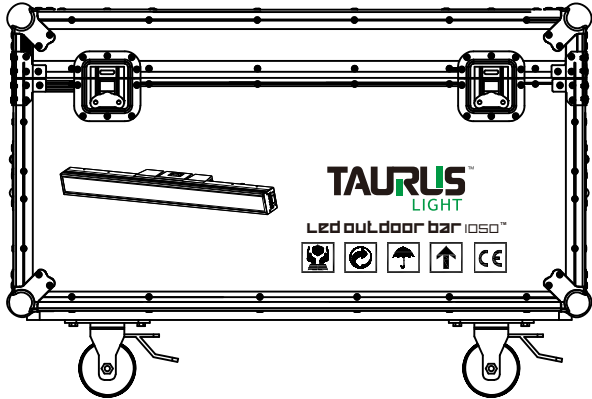
CONTROL PROTOCOL	
DMX CHANNELS	4/9/19/40/49CH
WORK MODES	DMX,Auto,Master/Slaver
PROGRAMS	Built-in dynamic effect
RDM	Support

ELECTRICAL SPECIFICATION/ CONNECTIONS:	
POWER INPUT	90~240V,50/60Hz
MAX POWER	420W
POWER CONNECTION	True1 in/out
DMX CONNECTION	IP 3pin XLR in/out

AVAILABLE COLORS:	
HOUSING MATERIAL	Aluminum
BODY COLOR	Black or White

PHYSICAL SIZE:	
PRODUCT SIZE	1000x124x90mm
CARTON SIZE	1085x195x320mm
NET WEIGHT	9.6KG
GROSS WEIGHT	11KG

ACCESSORIES:	
TRUE1 POWER CORD	1pcs
IP DMX CABLE	1pcs
OMEGA	2pcs
CLAMPS AND SAFETY CHAIN	optional

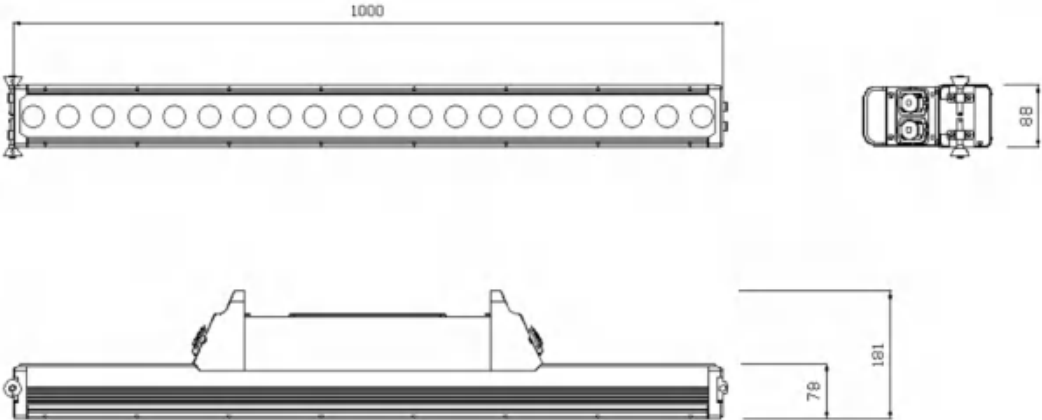


LED outdoor washer 1440TM

Ordercode: LOW1440

Introduction

With 14x4in1 RGBW LED, LPB1440 is a wonderful LED Bar light use indoor and outdoor with IP65. Each LED can control separately. It has total 62 DMX Channel helps to make fabulous color effect. It has high refresh frequency makes it suitable for TV Studio. This light has versatile connect parts and it can combine in line.



Color the stage!



FEATURES AND SPECIFICATIONS

LIGHT SOURCE:	
LED	14x40W RGBW 4in1 LEDs
	16x4in1, 18x4in1, 20x4in1 optional

SPECIFICATIONS:	
SEGMENTS	Pixel Control
COLOR MIXING	RGBW
EFFECTS	LED Macro effects
BEAM ANGLE	25°
DIMMER	0-100% linear dimmer
STROBE	Electronic, max.20Hz
COOLING	Temp controlled, overheating protection
IP RATED	IP 65


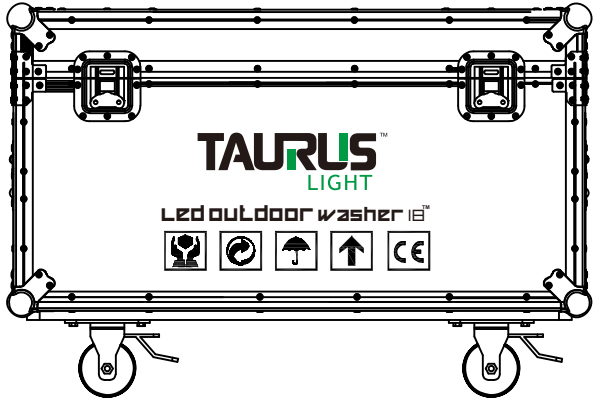
CONTROL PROTOCOL	
DMX CHANNELS	4/10/62CH
WORK MODES	DMX,Auto,Master/Slaver
PROGRAMS	Built-in dynamic effect
RDM	Support

ELECTRICAL SPECIFICATION/ CONNECTIONS:	
POWER INPUT	90~240V,50/60Hz
MAX POWER	600W
POWER CONNECTION	True1 in/out
DMX CONNECTION	IP 3pin XLR in/out

AVAILABLE COLORS:	
HOUSING MATERIAL	Aluminum
BODY COLOR	Black or White

PHYSICAL SIZE:	
PRODUCT SIZE	1000x181x88mm
CARTON SIZE	1110x180x230mm
NET WEIGHT	9.2KG
GROSS WEIGHT	11.5G

ACCESSORIES:	
TRUE1 POWER CORD	1pcs
IP DMX CABLE	1pcs
OMEGA	2pcs
CLAMPS AND SAFETY CHAIN	optional

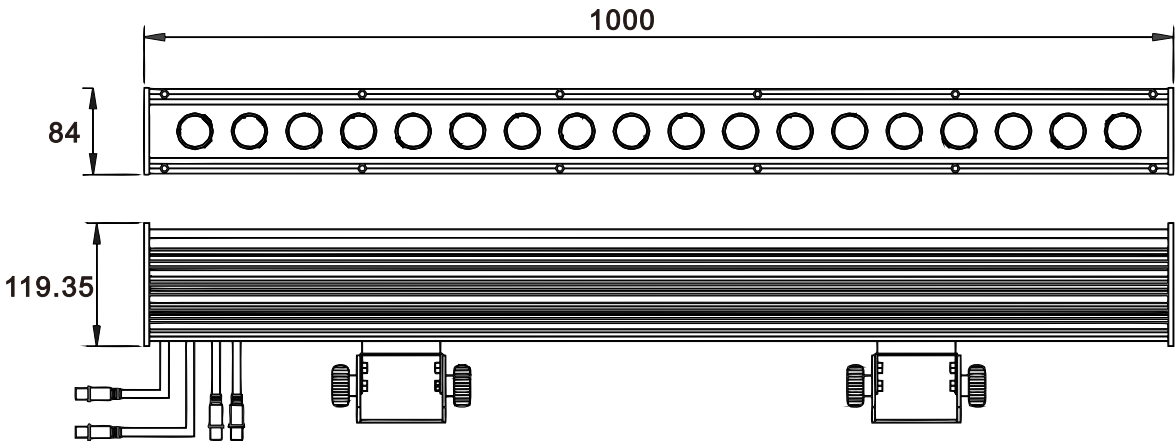



LED outdoor washer 18TM

Ordercode: LOW18

Introduction

With 18x4in1 RGBW LED, LOW18 is a wonderful LED Bar light use indoor and outdoor with IP65. Each LED can control separately. It has total 72 DMX Channel helps to make fabulous color effect. It has high refresh frequency makes it suitable for TV Studio.



Color the stage!



FEATURES AND SPECIFICATIONS

LIGHT SOURCE:	
LED	18xRGBW 4in1 LEDs
	18x5in1, 18x6in1, 14x30W RGB optional

SPECIFICATIONS:	
SEGMENTS	Pixel Control
COLOR MIXING	RGBW
EFFECTS	LED Macro effects
BEAM ANGLE	25 °
DIMMER	0-100% linear dimmer
STROBE	Electronic, max.20Hz
COOLING	Temp controlled, overheating protection
IP RATED	IP 65


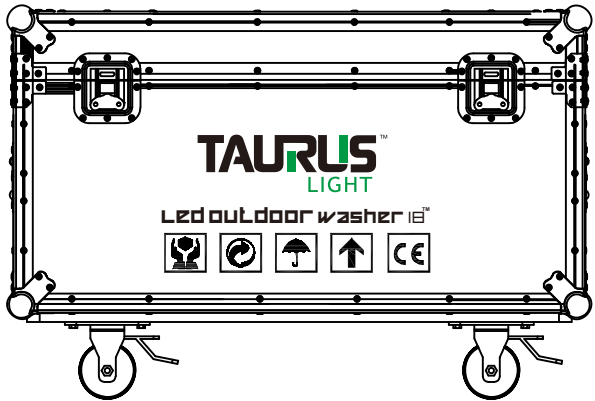
CONTROL PROTOCOL	
DMX CHANNELS	9/23/72CH
WORK MODES	DMX,Auto,Master/Slaver
PROGRAMS	Built-in dynamic effect
RDM	Support

ELECTRICAL SPECIFICATION/ CONNECTIONS:	
POWER INPUT	90~240V,50/60Hz
MAX POWER	280W
POWER CONNECTION	True1 in/out
DMX CONNECTION	IP 3pin XLR in/out

AVAILABLE COLORS:	
HOUSING MATERIAL	Aluminum
BODY COLOR	Black or White

PHYSICAL SIZE:	
PRODUCT SIZE	1000x140x180mm
CARTON SIZE	1110x180x230mm
NET WEIGHT	7.5KG
GROSS WEIGHT	8.5KG

ACCESSORIES:	
TRUE1 POWER CORD	1pcs
IP DMX CABLE	1pcs
OMEGA	2pcs
CLAMPS AND SAFETY CHAIN	optional

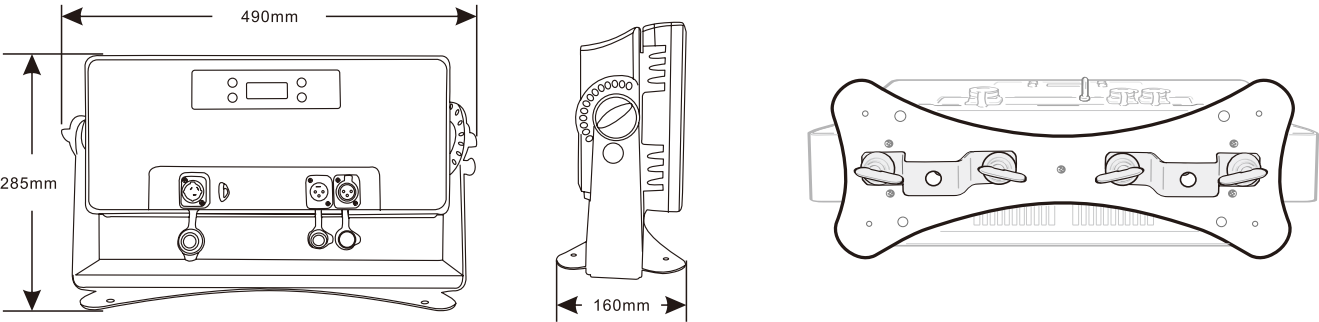
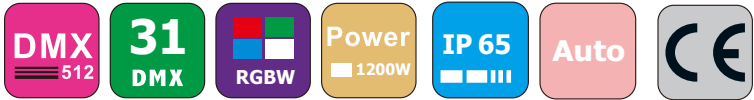



CYCLONE 1320TM

Ordercode: C1320

Introduction

C1320 is a new strobe light, which use 1320pcs SMD RGB (RGBW, White optional) color LED, each LED 0.8W, the max power consumption has 1200W. The lifespan more than 50000 hours. It's compact and lightweight. With 4 section (RGBW 4 section), it can create very fabulous strobe light. It also can use like blinder or a wash light. With IP65 idea for outdoor use.



Color the stage!



FEATURES AND SPECIFICATIONS

LIGHT SOURCE:	
LED	1320 5050 RGBW 4in1 LEDs
LIFESPAN	50000 hours

SPECIFICATIONS:	
STROBE SEGMENTS	6
COLOR MIXING	RGBW
EFFECTS	LED Macro effects
BEAM ANGLE	120 °
DIMMER	0-100% linear dimmer
STROBE	Electronic, max.20Hz
COOLING	Temp controlled, overheating protection
IP RATED	IP 65

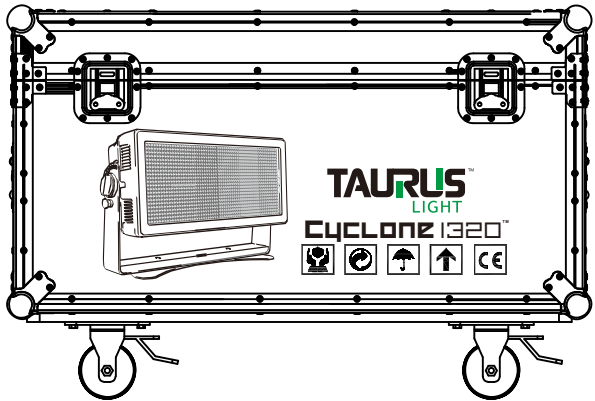
CONTROL PROTOCOL	
DMX CHANNELS	4/5/7/13/15/31CH
WORK MODES	DMX,Auto,Master/Slaver
PROGRAMS	Built-in dynamic effect
ARTNET&RDM	NONE

ELECTRICAL SPECIFICATION/ CONNECTIONS:	
POWER INPUT	90~240V,50/60Hz
MAX POWER	1200W
POWER CONNECTION	True1 in/out
DMX CONNECTION	IP 3pin XLR in/out

AVAILABLE COLORS:	
HOUSING MATERIAL	Aluminum
BODY COLOR	Black or White

PHYSICAL SIZE:	
PRODUCT SIZE	502x201x283mm
CARTON SIZE	550x250x300mm
NET WEIGHT	12.5KG
GROSS WEIGHT	13.5KG

ACCESSORIES:	
TRUE1 POWER CORD	1pcs
IP DMX CABLE	1pcs
OMEGA	2pcs
CLAMPS AND SAFETY CHAIN	optional



Case size: 94x55x65cm (4in1)

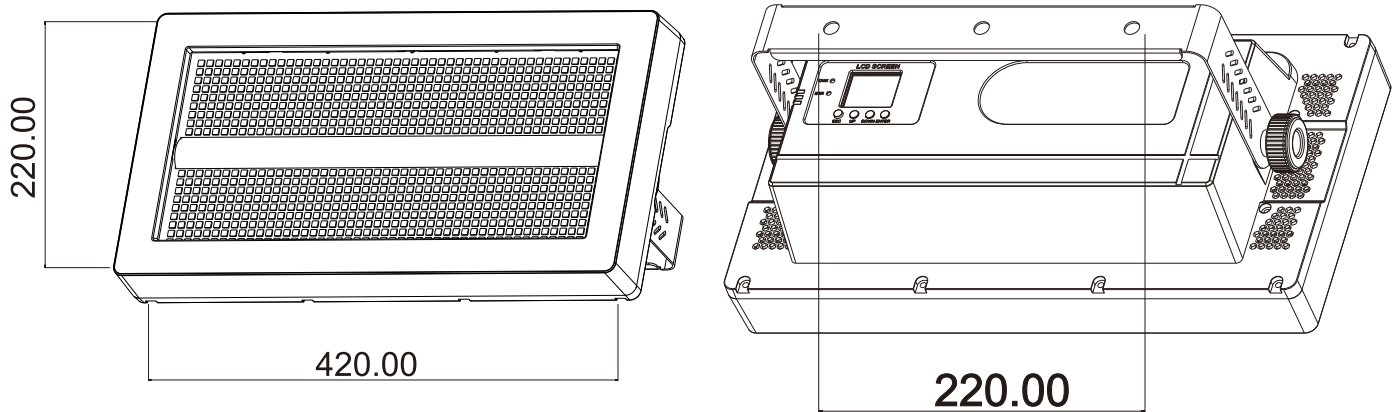



CYCLONE 1120[™]

Ordercode: C1120

Introduction

C1120 is new and impressive strobe effect light, it 864pcs RGB +256 White LEDs. It's compact and lightweight. With 18 section control, it can create very fabulous strobe effect. It also can use like blinder. It's great product for entertainment use, such as Night Bar, DJ, concert and others.



Color the stage!




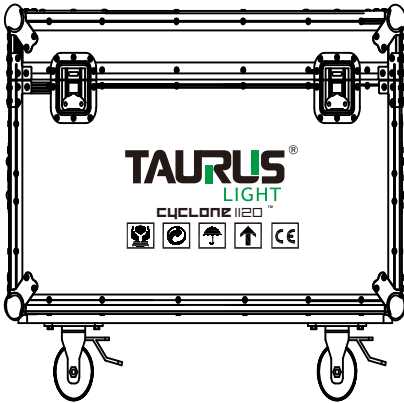
FEATURES AND SPECIFICATIONS

LIGHT SOURCE:	
LED	864x5050 RGB LED 256x3030 White LED
SPECIFICATIONS:	
SECTION	96 RGB, 32 White
COLOR	RGB + White
EFFECT	Built-in macros
DISPLAY	LED display
DIMMER	0-100% linear dimmer
STROBE	Electronic, max.30Hz
COOLING	Temp controlled, overheating protection
IP RATED	IP 20

CONTROL PROTOCOL	
DMX CHANNELS	4/17/145CH
WORK MODES	DMX,Auto,Master/Slaver
PROGRAMS	Built-in dynamic effect
RDM	Support

ELECTRICAL SPECIFICATION/ CONNECTIONS:	
POWER INPUT	90~240V,50/60Hz
MAX POWER	350W
POWER CONNECTION	Powercon in/out
DMX CONNECTION	3pin XLR in/out

AVAILABLE COLORS:	
HOUSING MATERIAL	Plastic
BODY COLOR	Black or White
PHYSICAL SIZE:	
PRODUCT SIZE	420x195x220mm
CARTON SIZE	460×170×280mm
NET WEIGHT	4KG
GROSS WEIGHT	5KG
ACCESSORIES:	
POWER CORD	1pcs
DMX CABLE	1pcs
OMEGA	2pcs
CLAMPS AND SAFETY CHAIN	optional

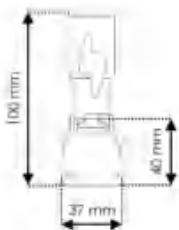
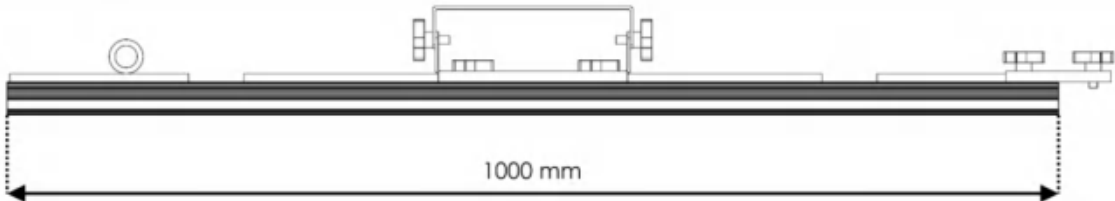


LED pixel strip 80™

Ordercode: LCS80

Introduction

LCS80 is a dynamic pixel-mapping 1-meter LED strip fixture featuring 80 LEDs in a row. Ideal for festivals, concert touring, and installations, this versatile fixture comes with Black and clean and Milk Covers, and stunning pre-built content to allow you to easily configure and program shows in minutes with minimum time/effort for sizzling looks. Power and control it through new Strip Drive IP on Art-Net, Kling-Net, or DMX.



All information is subject to change without prior notice © 2024.2.28

ADD WhatsApp

Color the stage!



FEATURES AND SPECIFICATIONS

LIGHT SOURCE:	
LED	80xSMD 5050 RGB 0.3W LEDs
LIFESPAN	50000 Hours

SPECIFICATIONS:	
PIXEL PITCH	12.5mm
COLOR MIXING	RGB
EFFECTS	LED Macro effects
BEAM ANGLE	120 °
DIMMER	0-100% linear dimmer
MAX LENGTH	4m Per output, 16m per controller
FRONT COVER	Black Frosted(Round, Square optional)
IP RATED	IP 65

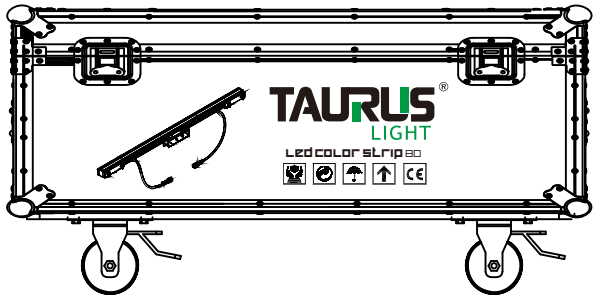
CONTROL PROTOCOL	
DMX CHANNELS	14/80/480CH ARTNET
WORK MODES	DMX,Auto,Master/Slaver
PROGRAMS	Built-in dynamic effect
ARTNET&RDM	NONE

ELECTRICAL SPECIFICATION/ CONNECTIONS:	
POWER INPUT	90~240V,50/60Hz
MAX POWER	25W
POWER CONNECTION	True1 in/out
DMX CONNECTION	IP 3pin XLR in/out


AVAILABLE COLORS:	
HOUSING MATERIAL	Aluminum
BODY COLOR	Black or White

PHYSICAL SIZE:	
PRODUCT SIZE	1000x37x100mm
CARTON SIZE	1050x100x140mm
NET WEIGHT	1.3KG
GROSS WEIGHT	1.5KG

ACCESSORIES:	
TRUE1 POWER CORD	1pcs
IP DMX CABLE	1pcs
OMEGA	2pcs
CLAMPS AND SAFETY CHAIN	optional



Size: 1215x485x300mm (16in1)

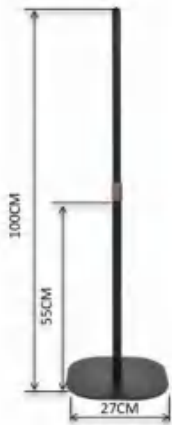
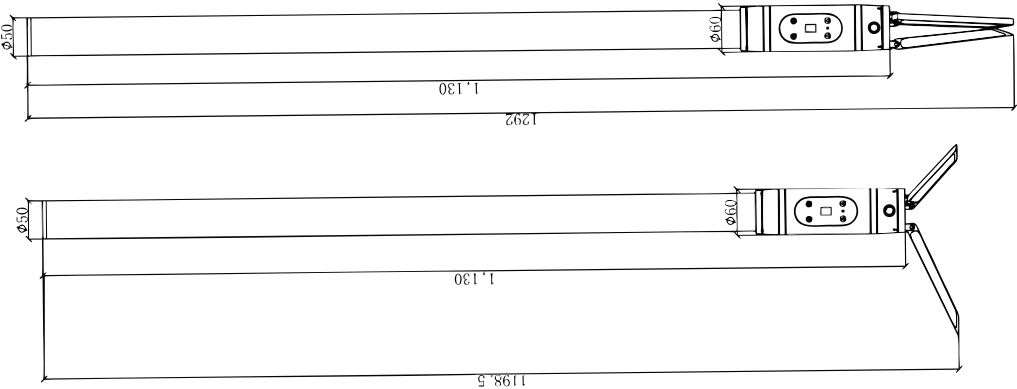



LED Titan Tube 360[™]

Ordercode: LTT360

Introduction

Titan Tube is the ultimate LED tube for filmmakers, studios, event technician and any creative person. It emits powerful, tunable whites with ultra-high applied to individual pixels or the whole tube. The color rendering as well as colored light which can be tube offers unlimited range of usage; indoor or outdoor, DC24V-powered or on battery, on the go with the App, with wired or wireless DMX.



Color the stage!



FEATURES AND SPECIFICATIONS

LIGHT SOURCE:	
LED	96x 5050 SMD LED
LIFESPAN	50000 hours
SPECIFICATIONS:	
COLOR	RGB
PIXEL CONTROL	Pixel
EFFECTS	LED Macro effects
MAX WORKING TIME	10 hours
CHARGING TIME	5 hours
BATTERY CAPACITY	10000mah
COOLING	Temp controlled, overheating protection
IP RATED	IP 65


CONTROL PROTOCOL	
DMX CHANNELS	7/36/48CH
WORK MODES	DMX,Auto,Wireless, APP, Artnet, Remote
PROGRAMS	Built-in 30 dynamic effect
ARTNET&RDM	Support

ELECTRICAL SPECIFICATION/ CONNECTIONS:	
POWER INPUT	24V,50/60Hz
MAX POWER	30W
POWER CONNECTION	IEC
DMX CONNECTION	IP 3pin XLR in/out

AVAILABLE COLORS:	
HOUSING MATERIAL	Plastic
BODY COLOR	Black or White
PHYSICAL SIZE:	
PRODUCT SIZE	1130x50mm(Diameter)
CARTON SIZE	1190x250x600mm
NET WEIGHT	1.5KG
GROSS WEIGHT	27.5KG
ACCESSORIES:	
POWER CORD	1pcs
DMX CABLE	1pcs
CONTROLLER	1pcs
LIFTABLE STAND	optional



Case size: 119x25x60cm (8in1)




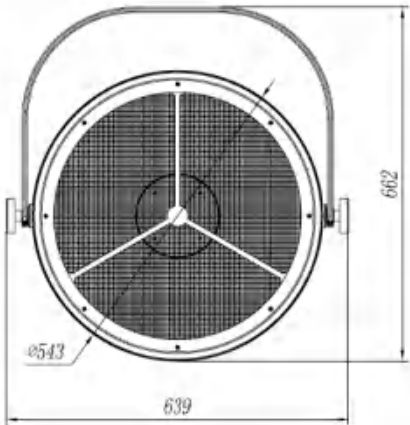


VINTAGE 750[™]

Ordercode: V750

Introduction

Vintage 750 use 1pcs 750W halogen lamp and 96pcs 3in1 SMD RGB LEDs as background color. It can be used as a part of scenery but also as a strong light source. V750 widely use for TV, Bar, concert and entertainment industry.



Color the stage!

FEATURES AND SPECIFICATIONS

LIGHT SOURCE:	
LED	1X750W Halogen lamp
	96x3in1 LEDs
SPECIFICATIONS:	
STAND	Optional
COLOR MIXING	RGB+WHITE
EFFECTS	LED Macro effects
BEAM ANGLE	120°
DIMMER	0-100% linear dimmer
STROBE	Electronic, max.20Hz
COOLING	Temp controlled, overheating protection
IP RATED	IP 20

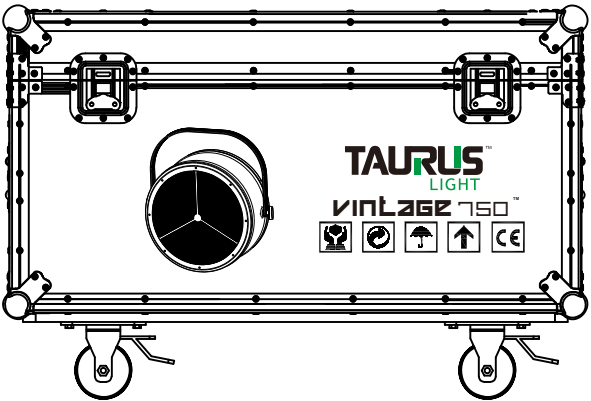
CONTROL PROTOCOL	
DMX CHANNELS	4/6/9CH
WORK MODES	DMX,Auto,Master/Slaver
PROGRAMS	Built-in dynamic effect
ARTNET&RDM	NONE

ELECTRICAL SPECIFICATION/ CONNECTIONS:	
POWER INPUT	90~240V,50/60Hz
MAX POWER	800W
POWER CONNECTION	Powercon in/out
DMX CONNECTION	3pin XLR in/out

AVAILABLE COLORS:	
HOUSING MATERIAL	Aluminum
BODY COLOR	Black or White

PHYSICAL SIZE:	
PRODUCT SIZE	639x330x661mm
CARTON SIZE	715x670x420mm
NET WEIGHT	7.5KG
GROSS WEIGHT	9KG

ACCESSORIES:	
POWER CORD	1pcs
DMX CABLE	1pcs
OMEGA	2pcs
CLAMPS AND SAFETY CHAIN	optional

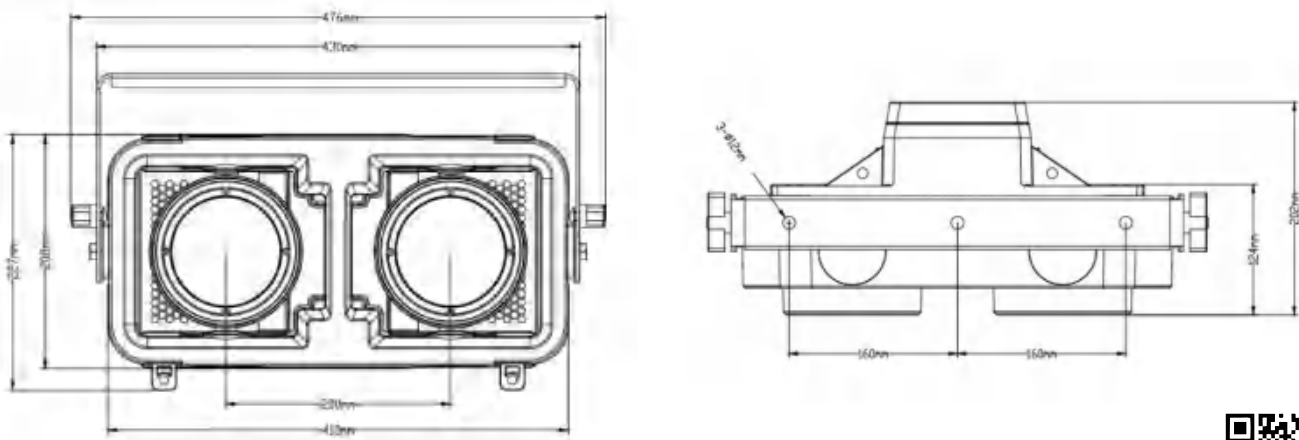




LED move blinder 300™

Ordercode: LMB300

Introduction

LMB300 is very powerful blinder, it use 2pcs high power 300W Warm white and cold white 2in1 LEDs. It has 4 dimmer curve, with waterproof connectors, it can reach IP65 for use outdoor. Each lamp can be control seperately. The main features is this blinder each head can auto move (max 25 degree), with this function, it can create more fabulous effect than the traditional blinder.



All information is subject to change without prior notice © 2023.3.10



ADD WhatsApp

Color the stage!



FEATURES AND SPECIFICATIONS

LIGHT SOURCE:	
LED	2x300W WW/CW COB LED
	Other color optional

SPECIFICATIONS:	
COLOR	WARM WHITE + COLD WHITE
PIXEL CONTROL	Pixel
HEAD MOVE ANGLE	25 DEGREE
BEAM ANGLE	80°
DIMMER	0-100% linear dimmer
STROBE	Electronic, max.20Hz
COOLING	Temp controlled, overheating protection
IP RATED	IP 65

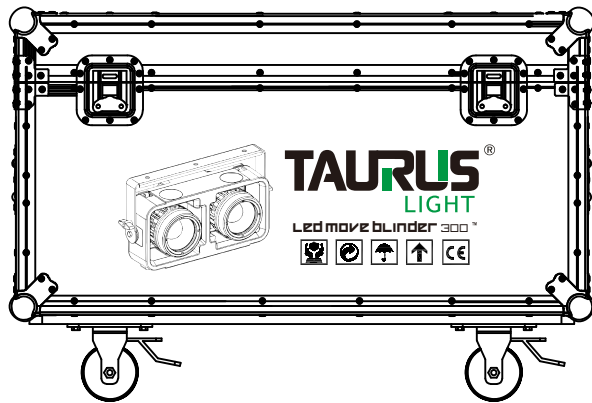
CONTROL PROTOCOL	
DMX CHANNELS	8/12/15CH
WORK MODES	DMX,Auto,Master/Slaver
PROGRAMS	Built-in dynamic effect
ARTNET&RDM	Support

ELECTRICAL SPECIFICATION/ CONNECTIONS:	
POWER INPUT	90~240V,50/60Hz
MAX POWER	450W
POWER CONNECTION	Ip65 in/out
DMX CONNECTION	IP 3pin XLR in/out

AVAILABLE COLORS:	
HOUSING MATERIAL	Aluminum
BODY COLOR	Black or White

PHYSICAL SIZE:	
PRODUCT SIZE	410x200x230mm
CARTON SIZE	530x320x270mm
NET WEIGHT	9.9KG
GROSS WEIGHT	12.5KG

ACCESSORIES:	
IP POWER CORD	1pcs
IP DMX CABLE	1pcs
BARNDOR	None
CLAMPS AND SAFETY CHAIN	optional



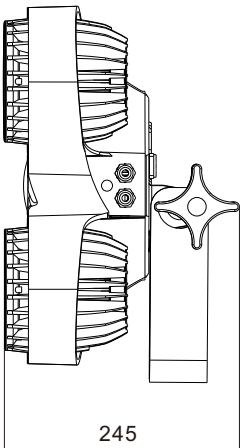
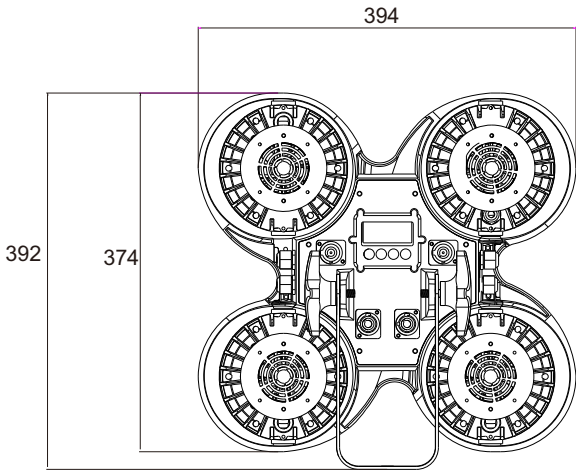

LED OUTDOOR BLINDER 400™

Ordercode: LOB400



Introduction

LOB400 is very powerful blinder, it use 4pcs high power 150W RGBW LED (Warm white or cold white or CW/WW 2in1 optional). It has 4 dimmer curve, with waterproof connectors, it can reach IP65 for use outdoor. Each lamp can be control seperately. With very smoothly dimming, can do as traditional blinder effects



Color the stage!



FEATURES AND SPECIFICATIONS

LIGHT SOURCE:	
LED	4x150W WW/CW COB LED
LIFESPAN	50000 hours

SPECIFICATIONS:	
COLOR	WW, CW,RGBW,OR CW/WW 2IN1
PIXEL CONTROL	Pixel
EFFECTS	LED Macro effects
BEAM ANGLE	80°
DIMMER	0-100% linear dimmer
STROBE	Electronic, max.20Hz
COOLING	Temp controlled, overheating protection
IP RATED	IP 65

CONTROL PROTOCOL	
DMX CHANNELS	2/4/6/8/12CH
WORK MODES	DMX,Auto,Master/Slaver
PROGRAMS	Built-in dynamic effect
ARTNET&RDM	Support

ELECTRICAL SPECIFICATION/ CONNECTIONS:	
POWER INPUT	90~240V,50/60Hz
MAX POWER	400W
POWER CONNECTION	Ip65 in/out
DMX CONNECTION	IP 3pin XLR in/out

AVAILABLE COLORS:	
HOUSING MATERIAL	Aluminum
BODY COLOR	Black or White

PHYSICAL SIZE:	
PRODUCT SIZE	400x400x180mm
CARTON SIZE	500x500x210mm
NET WEIGHT	9.2KG
GROSS WEIGHT	10.5KG

ACCESSORIES:	
IP POWER CORD	1pcs
IP DMX CABLE	1pcs
BARNDOR	None
CLAMPS AND SAFETY CHAIN	optional



Ordercode: LOB200

LED INDOOR BLINDER 2 EYES



Ordercode: LIB200

LED INDOOR BLINDER 4 EYES



Ordercode: LIB400

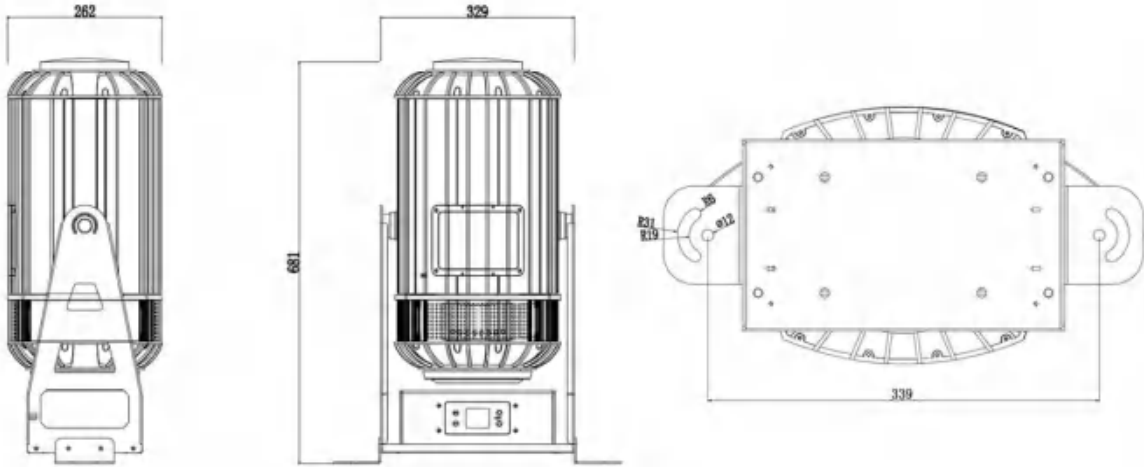



LED GOBO PROJECTOR 600TM

Ordercode: LGP600

Introduction

Main features for LGP 600: Independent R & D optical module with high intensity. Built-in LED display for easy configuration. 25 self-configured auto programs for convenient usage. 6 Dichoric Colors + 7 changeable glass gobos(or 6 interchangeable glass gobos and open) . Linear zoom from 5° to 50°. 5 control modes for selection freely



Color the stage!



FEATURES AND SPECIFICATIONS

LIGHT SOURCE:	
LED	600W White LEDs
COLOR TEMP	6600K

SPECIFICATIONS:	
BEAM DEGREE	5° - 50° linear electronic
COLOR	6 Dichoric Colors plus open
GOBO	6 glass gobos plus open or 7 glass gobos
FOCUS	Motorized linear focus
DIMMER	0-100% linear dimmer
STROBE	Electronic, 1~25Hz
COOLING	Temp controlled, overheating protection
IP RATED	IP 65

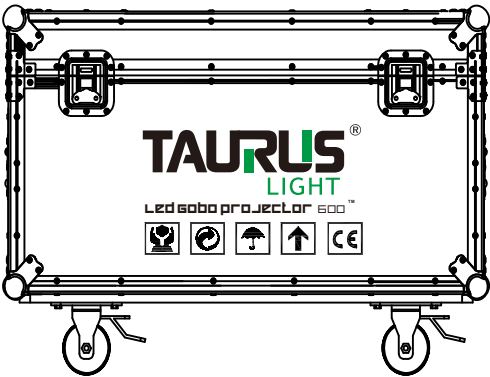
CONTROL PROTOCOL	
DMX CHANNELS	10CH
WORK MODES	DMX,Auto,Master/Slaver
PROGRAMS	Built-in dynamic effect
RDM	Support

ELECTRICAL SPECIFICATION/ CONNECTIONS:	
POWER INPUT	90~240V,50/60Hz
MAX POWER	750W
POWER CONNECTION	IP Power in/out
DMX CONNECTION	3pin XLR in/out

AVAILABLE COLORS:	
HOUSING MATERIAL	Aluminum
BODY COLOR	Black or White

PHYSICAL SIZE:	
PRODUCT SIZE	262×329×681mm
CARTON SIZE	800×495×390mm
NET WEIGHT	26.5KG
GROSS WEIGHT	28.5KG

ACCESSORIES:	
POWER CORD	1pcs
DMX CABLE	1pcs
OMEGA	2pcs
CLAMPS AND SAFETY CHAIN	optional



LED GOBO PROJECTOR 200



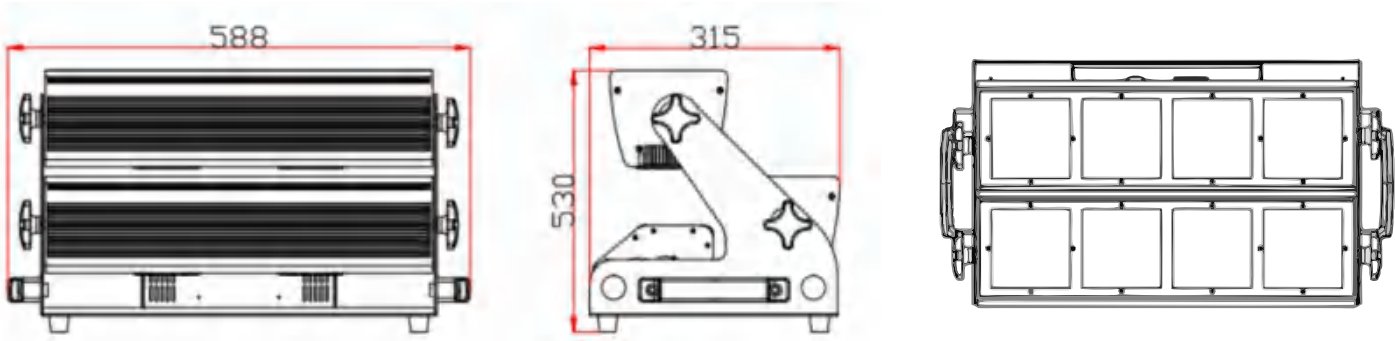

LED GOBO PROJECTOR 300

CYC Studio 500™

Ordercode: CS500

Introduction

Cs500 is a high power CYC Studio light. It use new LED RGBALC 6in1 LEDs, it can adjust the color temperature from 3200K to 6500K, with high CRI>93, it's suitable for studio, TV station and the theater. It has double head, each head can be controlled separately, and with even mixing color, super brightness and low noise.



Color the stage!



FEATURES AND SPECIFICATIONS

LIGHT SOURCE:	
LED	R:40,G:40,B:40,A:32,C:24,L:24
LIFESPAN	50000 hours

SPECIFICATIONS:	
COLOR TEMP	3200~6500K Adjustable
COLOR MIXING	RGBALC
EFFECTS	LED Macro effects
BEAM ANGLE	120°
DIMMER	0-100% linear dimmer
STROBE	Electronic, max.20Hz
CRI	>93
IP RATED	IP 20

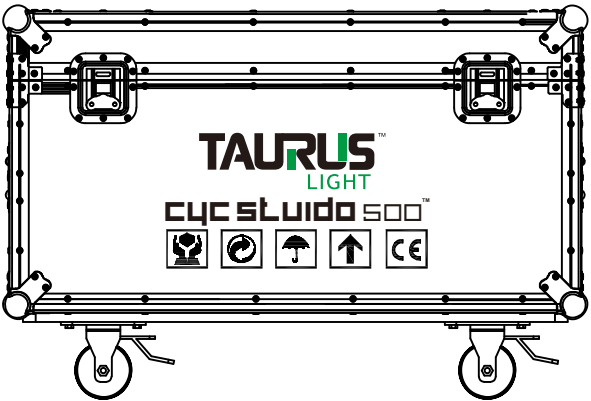
CONTROL PROTOCOL	
DMX CHANNELS	1/12/16CH
WORK MODES	DMX,Auto,Master/Slaver
PROGRAMS	Built-in dynamic effect
ARTNET&RDM	NONE

ELECTRICAL SPECIFICATION/ CONNECTIONS:	
POWER INPUT	90~240V,50/60Hz
MAX POWER	500W
POWER CONNECTION	Powercon in/out
DMX CONNECTION	3pin XLR in/out

AVAILABLE COLORS:	
HOUSING MATERIAL	Aluminum
BODY COLOR	Black or White

PHYSICAL SIZE:	
PRODUCT SIZE	588x315x530mm
CARTON SIZE	650x450x600mm
NET WEIGHT	17.5KG
GROSS WEIGHT	19.5KG

ACCESSORIES:	
POWER CORD	1pcs
DMX CABLE	1pcs
OMEGA	2pcs
CLAMPS AND SAFETY CHAIN	optional

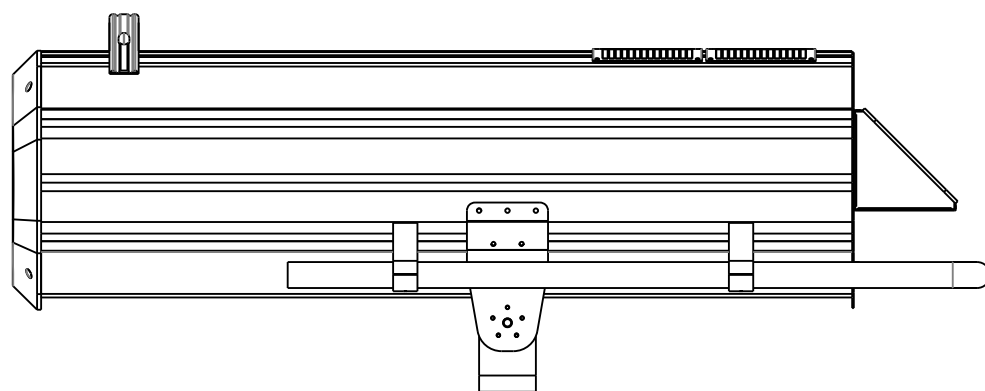
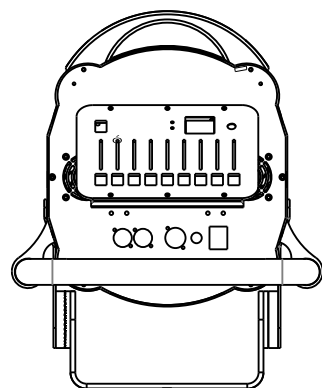


LED FOLLOW SPOT 1200™

Ordercode: FS1200

Introduction

The LED Follow Spot Light series we have 350W/600W/1000W/1200W LED. Suitable color temperature, high color rendering. Light body with all-aluminum materials, volume small size with light-weight, high brightness. High-power fan cooling system to ensure the safety LED Chip, can stability of continuous work. The lights can Close-up of the characters and scenery in stage lighting, theater, film and stadiums and other places



Color the stage!



FEATURES AND SPECIFICATIONS

LIGHT SOURCE:	
LED	1200W LEDs
LIFESPAN	25000 Hours

AVAILABLE COLORS:	
HOUSING MATERIAL	Aluminum
BODY COLOR	Black or White

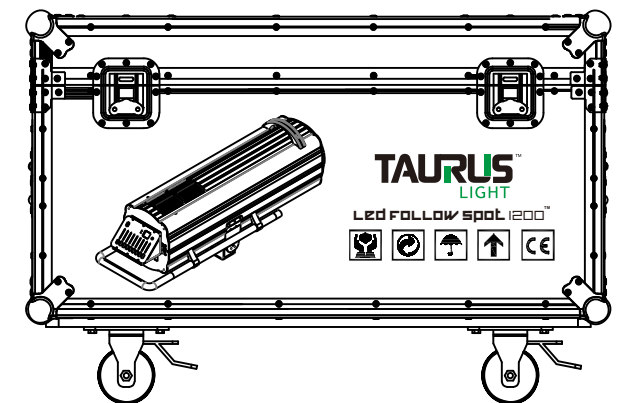
SPECIFICATIONS:	
STAND	Assembled
COLOR TEMP	9000K
CRI	Ra≥90
BEAM ANGLE	4.5~11°
DIMMER	0-100% linear dimmer
STROBE	Electronic, max.20Hz
COOLING	Temp controlled, overheating protection
IP RATED	IP 20

PHYSICAL SIZE:	
PRODUCT SIZE	1205x375.5x422.7mm
STAND SIZE	1200x240x200mm
LIGHT WEIGHT	40.8KG
STAND WEIGHT	10KG

ACCESSORIES:	
POWER CORD	1pcs
DMX CABLE	1pcs
OMEGA	2pcs
CLAMPS AND SAFETY CHAIN	optional

CONTROL PROTOCOL	
DMX CHANNELS	12CH
WORK MODES	DMX/Manual
PROGRAMS	Built-in dynamic effect
ARTNET&RDM	NONE

ELECTRICAL SPECIFICATION/ CONNECTIONS:	
POWER INPUT	90~240V,50/60Hz
MAX POWER	1200W
POWER CONNECTION	Powercon in/out
DMX CONNECTION	3pin XLR in/out



Ordercode: FS350



Ordercode: FS600



Ordercode: FS1200